
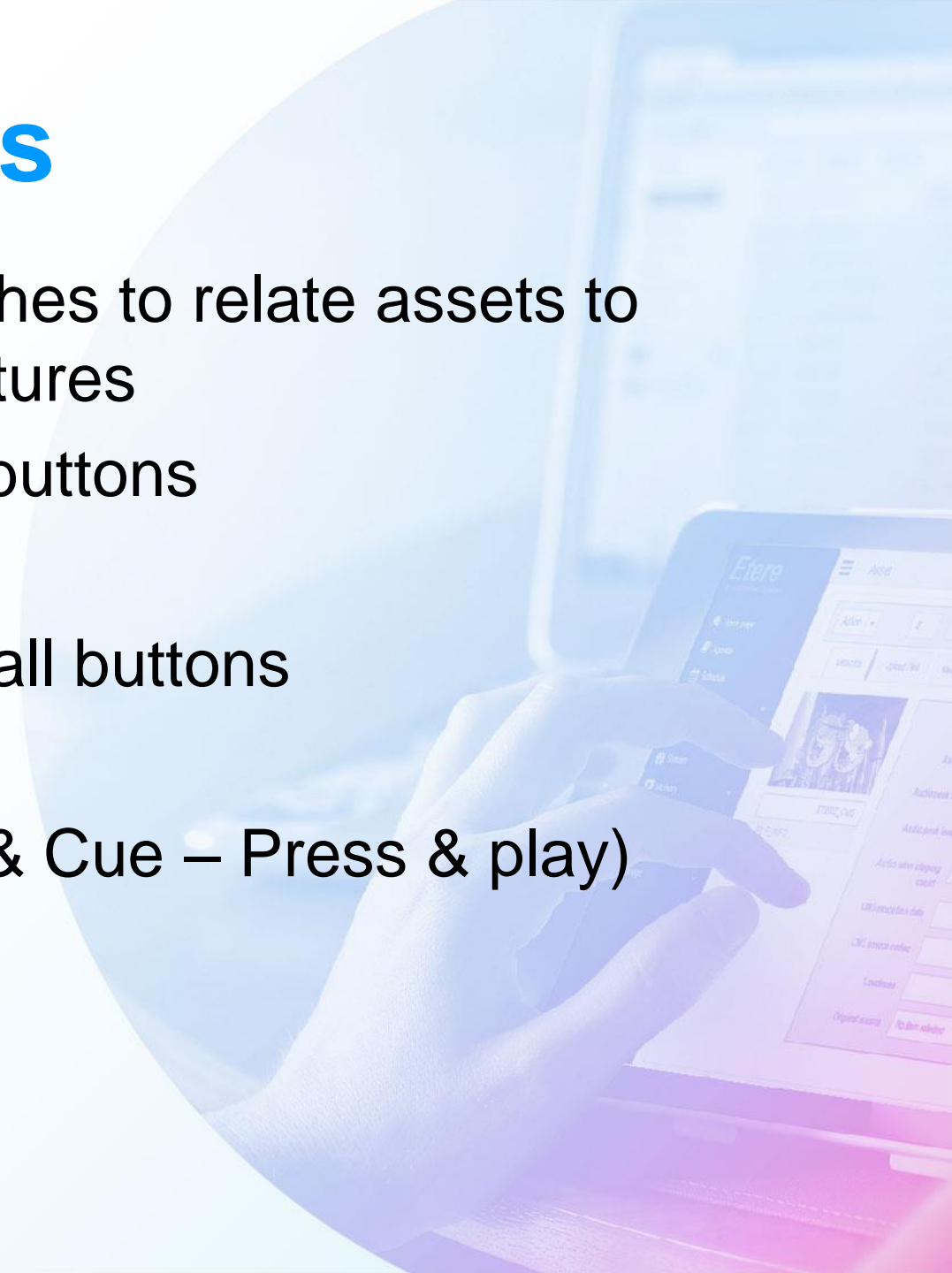


Cartwall



Features

- Simple or advanced database searches to relate assets to cartwall buttons with drag & drop features
- Keyboard shortcuts to play cartwall buttons
- Drag & Drop Playlist making
- Customized icon and color for cartwall buttons
- Customized button sizes
- Functions: (Press & play) or (Press & Cue – Press & play)
- Asset loop availability



Cartwall Main Menu

The screenshot displays the Cartwall software interface, which is used for managing and playing content. It features a main menu grid, a search panel, and a playlist window.

Search Panel (Left): This panel allows users to filter and search for content. It includes fields for Code, Title, Types, Duration, ID, Recorded assets, Timeout (sec.), Records displayed, and Sort by. A yellow callout bubble labeled "Search" points to the search input field.

Main Menu Grid (Center): A grid of 26 slots (A-Z) representing different content items. Each slot contains an icon, a code, and a title. A blue callout bubble labeled "Cartwall" points to the grid.

Playlist Window (Right): This window shows a list of content items with their respective buttons, descriptions, and durations. A green callout bubble labeled "Playlist" points to this window.

ID	Code	Title	Media	Duration
2964	CW001	Applause	[S]	00:00:00.01
3575	CW008	Closing Spot	[S]	00:00:20.00
2966	CW003	Color Bars	[S]	00:00:09.24
2968	CW005	Game Contest	[S]	00:01:00.00
3576	CW009	Interval Spot	[S]	00:00:10.00
2969	CW006	Italian movie	[S]	00:03:00.00
2965	CW002	Laughs	[S]	00:00:13.02

Button	Description	Duration
A	Opening Spot	00:00:26.20
B	Game Contest	00:00:59.24
1	Laughs	00:00:13.01
4	Wonderwall	00:03:55.08
0	Applause	00:00:00.00
Z	Live camera	00:29:59.24

Execution time: 00:00:16 | Page: 1/1 | Records: 9/9 | Sorted

Settings and Check | MTX3 CH-2: Play | messages

Cartwall Main Menu

The screenshot displays the Cartwall software interface, which is used for creating and managing video playlists. The interface is divided into several sections:

- Search List (Left):** A list of video assets with columns for ID, Code, Title, and a search icon. A red callout bubble labeled "Search" points to the search icon.
- Main Menu Grid (Center):** A grid of 20 items, each with a letter (A-Z) and a description. A red callout bubble labeled "Cartwall" points to the grid.
- Playlist (Right):** A list of items with columns for Button, Description, and Duration. A red callout bubble labeled "Playlist" points to this section.
- Video Player (Bottom Right):** A small video player showing a green screen with the text "STA PER INVADERE LA TERRA".

Main Menu Grid Data:

0	00:01:29,01	2	3
[COM - Spot Nissan X Trails] COM - Spot Nissan X	[3] Attack The Block	[TOON - Brave] TOON - Brave	[COM - Spot Gioco Subuteo] COM - Spot Gioco Subuteo
4	5	6	7
[FILM - Argo] FILM - Argo	[FILM - Bed Time] FILM - Bed Time	[COM - Spot Tim Giro Italia] COM - Spot Tim Giro Italia	[COM - Spot Segafredogg] COM - Spot Segafredo
8	9	A	B
C	D	E	F
G	H	I	J
K	M	N	
O	P	Q	R
S	T	U	V
W	X	Y	Z

Playlist Data:

Button	Description	Duration
[COM - Spot Nissan X Trails]	COM - Spot Nissan X Trails	00:00:3...
[3]	Attack The Block	00:01:2...
[TOON - Brave]	TOON - Brave	00:02:1...
[COM - Spot Gioco Subuteo]	COM - Spot Gioco Subuteo	00:00:3...
[FILM - Argo]	FILM - Argo	00:02:1...
[FILM - Bed Time]	FILM - Bed Time	00:02:0...
[COM - Spot Tim Giro Italia]	COM - Spot Tim Giro Italia	00:00:3...
[COM - Spot Segafredo]	COM - Spot Segafredo	00:00:3...

Asset

The screenshot displays the MAM Media Library interface for an asset titled "Holiday destinations" (ID: 8014). The interface includes a menu bar, a toolbar, and several panels. The left panel shows "General Data" with fields for Type (FILM), Production Country (Italy), Production Date (29/01/2019), Self-production Percentage (075.20%), and Properties (Warner Bros). The right panel shows "Independent producer" (checked) and a thumbnail image of a woman. The bottom right panel shows "Stations Enabled" with a list of stations: MAM, ETX, NUNZIO, MTX DELAY, MAM2, ETX2 РЫЖИЙ, and NUNZIO2. A "Genres" callout points to the Genres Description table, and an "Asset Descriptive Image" callout points to the thumbnail image. An "Active Stations" callout points to the Stations Enabled list.

Genres	Genres Description
CLIPS	CLIPS
RESERVE	RESERVE

Stations Enabled
<input checked="" type="checkbox"/> 1 MAM
<input checked="" type="checkbox"/> 2 ETX
<input checked="" type="checkbox"/> 3 NUNZIO
<input checked="" type="checkbox"/> 4 MTX DELAY
<input checked="" type="checkbox"/> 5 MAM2
<input checked="" type="checkbox"/> 6 ETX2 РЫЖИЙ
<input checked="" type="checkbox"/> 7 NUNZIO2

Genres

Asset
Descriptive
Image

Active
Stations

Jingle Cartwall

Customised group of buttons

Countdown for single asset

Customised Cartwall Buttons

Customised coloured asset

Countdown playlist

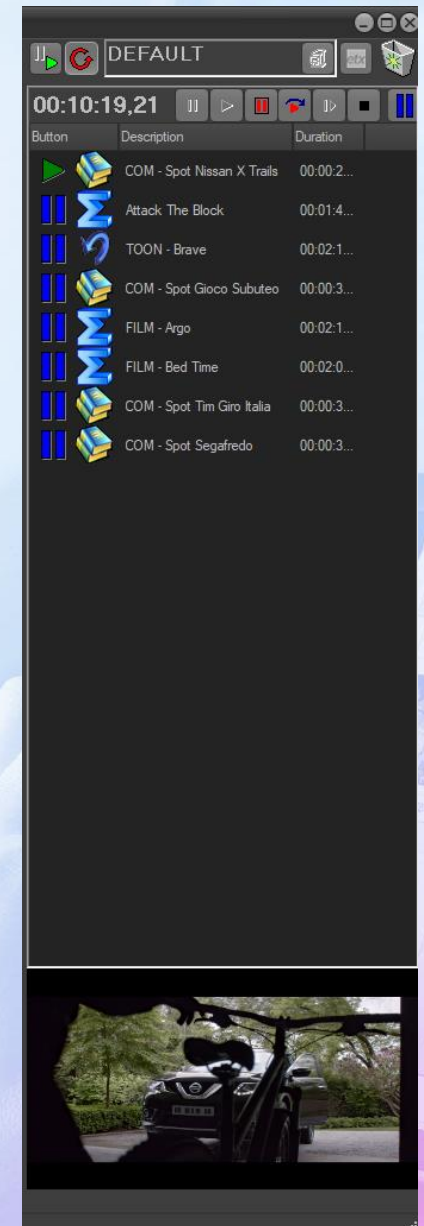
Playlist Editor

The screenshot displays the Jingle Cartwall software interface. On the left, a sidebar contains a list of assets with columns for ID, Code, and Title. The main area is a grid of asset thumbnails, each with a letter (A-Z) and a duration. A top bar shows a timer at 00:08:37,10 and playback controls. On the right, a 'Playlist Editor' window lists the assets in the order they will be played. A hand is shown interacting with a tablet displaying a similar interface.

Letter	Asset Title	Duration
A	[3] Attack The Block	00:00:23,20
B	[COM - Spot Gioco Subuteo]	
C	[COM - Spot Gioco Subuteo]	
D	[FILM - Argo] FILM - Argo	
E	[FILM - Bed Time] FILM - Bed Time	
F	[COM - Spot Tim Giro Italia]	
G	[COM - Spot Tim Giro Italia]	
H	[COM - Spot Segafredogg]	
I	[COM - Spot Segafredogg]	
J	[COM - Spot Segafredogg]	
K	[COM - Spot Segafredogg]	
L	[COM - Spot Segafredogg]	
M	[COM - Spot Segafredogg]	
N	[COM - Spot Segafredogg]	
O	[COM - Spot Segafredogg]	
P	[COM - Spot Segafredogg]	
Q	[COM - Spot Segafredogg]	
R	[COM - Spot Segafredogg]	
S	[COM - Spot Segafredogg]	
T	[COM - Spot Segafredogg]	
U	[COM - Spot Segafredogg]	
V	[COM - Spot Segafredogg]	
W	[COM - Spot Segafredogg]	
X	[COM - Spot Segafredogg]	
Y	[COM - Spot Segafredogg]	
Z	[COM - Spot Segafredogg]	

Playlist

- Create custom playlists by drag-and-drop assets from Cartwall to Playlist
- If there are assets in the playlist, the new assets would be added to the bottom of the list
- Arrange the layout of multiple cartwalls to your preference



Messages

- Located at bottom of window
- Displays all the Information regarding the broadcast device, the Cartwall and control mode

The screenshot shows a software interface with a table of messages and a control bar. The table has four columns: ID, Name, Description, and an icon. The control bar includes a play button, a 'Settings and Check' button (circled in blue), and a 'Play' button. The background is a blurred image of a person's hand holding a tablet displaying a control panel.

2920	2920	NEWS LIVE TEST NDI	
2922	Gatsby_Dragon	Gatsby_Dragon	?
2923	2923	CLOSED CAPTION IMPORT	
3109	3109	clip_254154	

Execution time: 00:00:00 Page: 1/1 Records: 52/52 Sorted by: ID

Settings and Check | Play

Thank You

