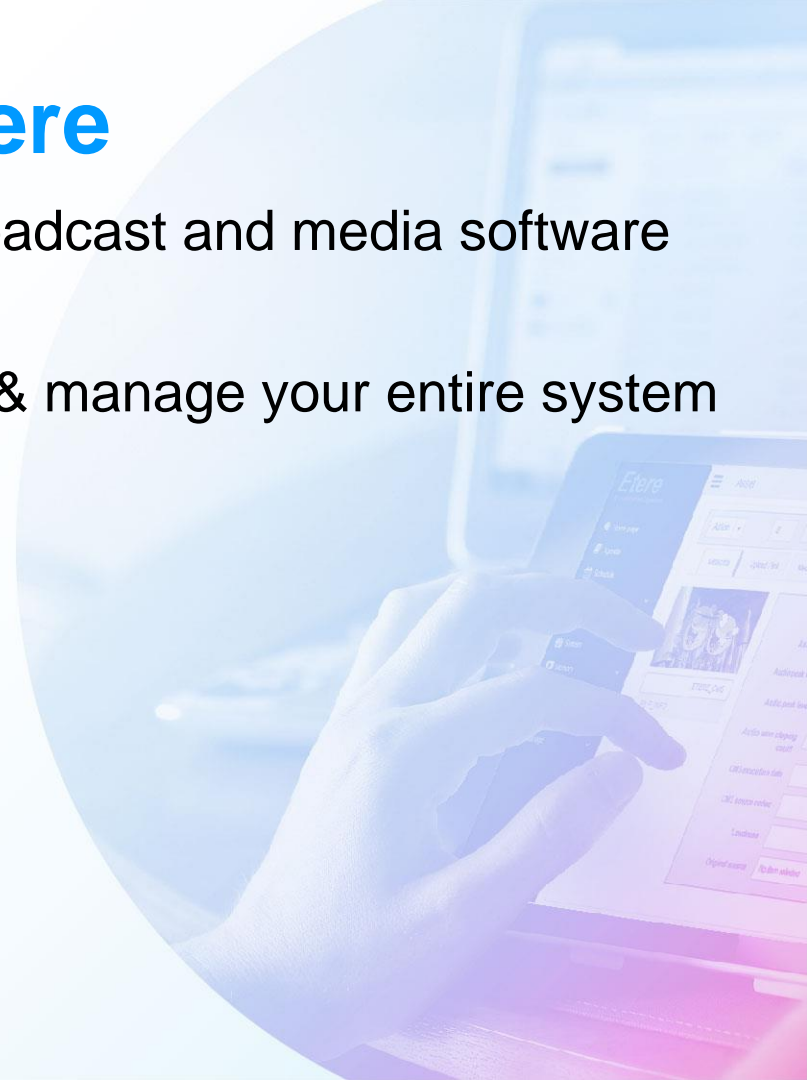


ETERE BMS



About Etere

- 30 years experience in providing broadcast and media software
- Engineered in Italy
- Etere Ecosystem is able to connect & manage your entire system
- Better accuracy
- Collaborative workflows
- Software solution with open system
- Fully scalable
- 24/7 worldwide support



Professional Expertise



Etere Ecosystem

Media Enterprise Resource Planning

Workflow Driven

- Unlimited Workflows
- Unlimited Steps
- Nested Workflows
- Distributed Workflows
- Customisable Workflows

Software Only

- Standard Clients
- Standard Servers
- Any Storage
- Any Network
- UNICODE

ERP Designed

- SQL Engine
- Web GUI
- Windows GUI
- SOAP and REST API
- USER rights profile
- AB integrated

Advanced


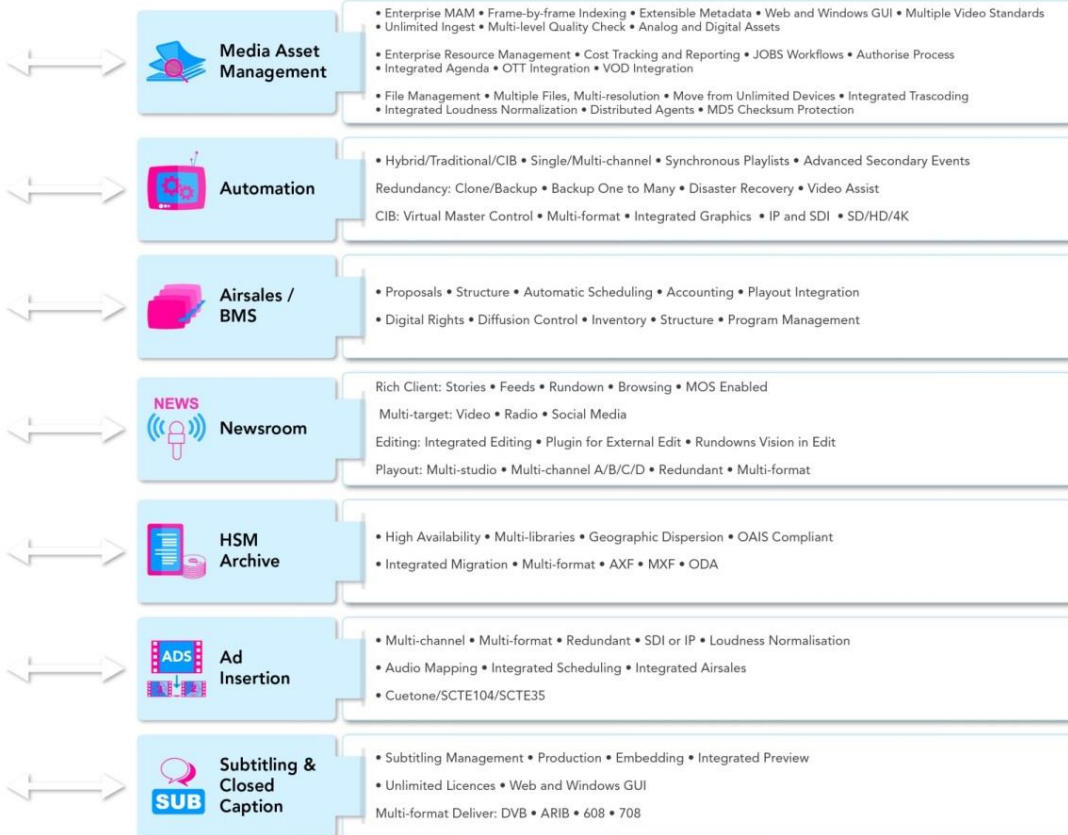
- SDI or IP
- SPTS 2110
- NDI full support
- Always Redundant
- Always Consistent

Monitoring

- SNMP Enabled
- SNMP Console Provided
- Workflow Monitoring
- Software Monitoring

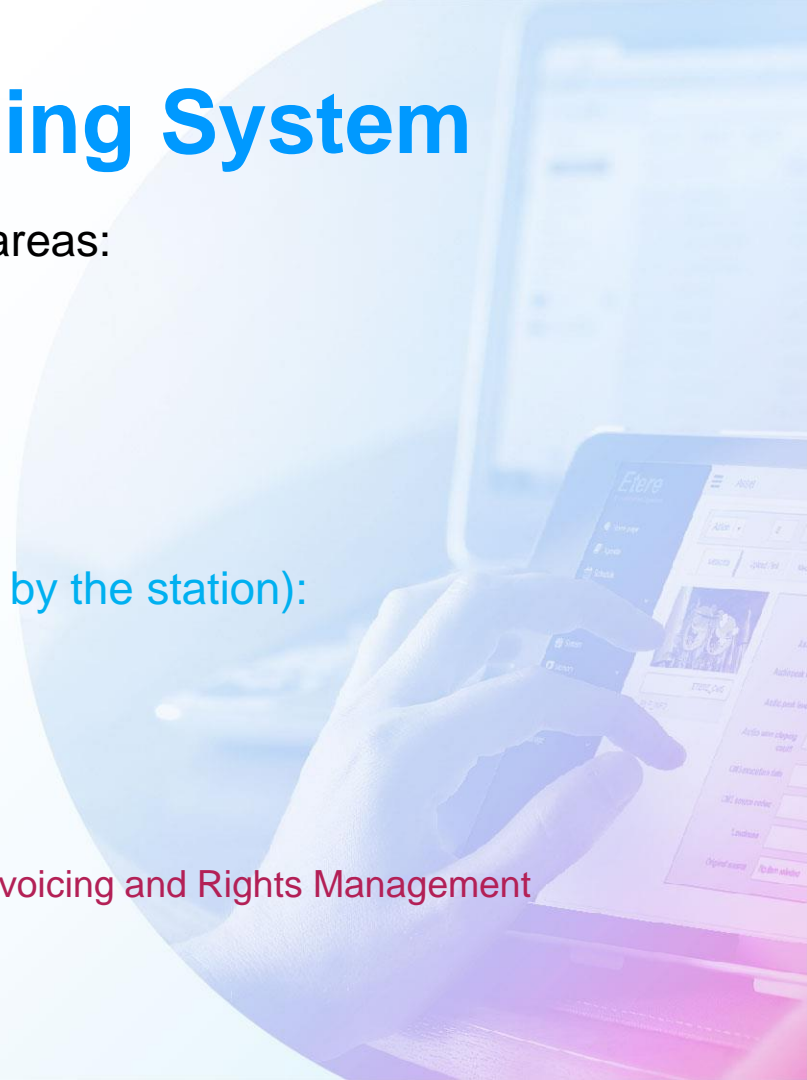
Support

- 24/7 enterprise level
- All Updates/Upgrades included



What is a Scheduling System

- A Scheduling System can be divided into 3 key areas:
- Commercial management (sold by the station):
 - Sales
 - Scheduling of Air sales
 - Invoicing
 - Planning/Reports
- Programs management (purchased or produced by the station):
 - Program management
 - Series management
 - Rights payment
- Promo management
 - All these events make up the playlist
 - Following play out, As-Run Logs are created for both invoicing and Rights Management



WEEKLY
SCHEDULE



BLOCK
EDITOR

BUILD
SCHEDULING
GRIDS

PROGRAMS

MANAGE
PROGRAMS



Media Library



Series Manager

Series Orders



MANAGE
TV SERIES

PURCHASE
ORDERS



- Description
- # Run
- R Price
- Payment
- Period
- # Re-Runs
- RR Price
- AREAS

Station	Area	Media	Territory
Channel 1	Europe	Analog TV	Italy
Channel 2	America	Sat	China
	Asia	Terrestrial	USA

MANAGE
RIGHTS



PROGRAM
SCHEDULER

Rights?



SERIES
SCHEDULER

Rights?



SCHEDULE
PROGRAMS

STRATEGIC
EDITOR



ADJUST
SCHEDULE



MULTICHANNEL
GRID



SETTLE
PAYMENTS

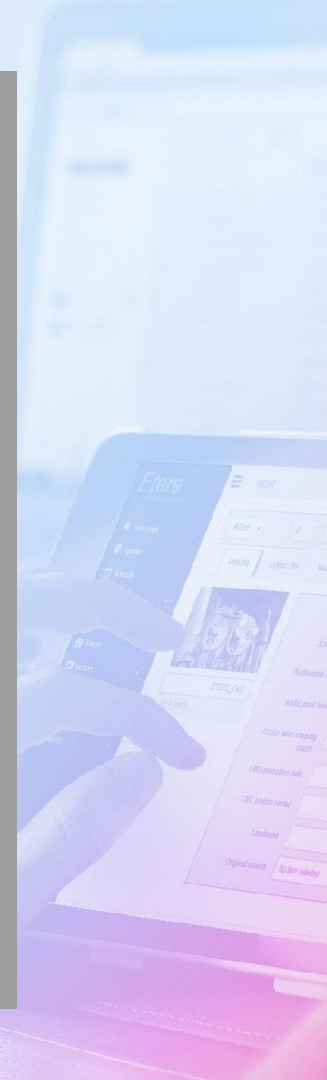


REPORTS



CONFIRM
BROADCAST

BROADCAST MANAGEMENT SYSTEM



Etere BMS Web



**Gain accuracy
& visibility**

Connected dashboards and
database across the complete
workflow

Be Ready for the Future

Web-ready
Multiple platforms & territories
Work anytime & anywhere

Be Flexible

Apply schedule changes for
movies and multiple series
on the fly

Get in control

Know what you have, how
much it's worth and the
returns you are getting

Etere BMS: What you can manage

Purchase orders & contracts



Access, search and create PO easily from 1 interface

Inventory and reruns



Know what you have in your media library including reruns

Series and movies



Streamlined management of both single movies and multiple TV series

Etere BMS: What you can manage

Rights Management



Access rights management including validity, expiry and the days the asset can be scheduled

Finance and costing



Know how much your views are worth and how much your assets cost

Plan and schedule single & multiple assets



Manage changes to single or multiple assets on the fly

Etere BMS: What you can manage

Multi-channel management



Get a clear overview of multiple channels to optimise resources

Promo management



Strategise and plan promos for the best returns

Easy program scheduling and adjustments



Fast and accurate scheduling of programs and adjustments

Etere BMS: What you can manage

Manage rules



Select scheduling rules and assign scheduling slots

Audience and revenue reports




Business intelligence data to get the best returns on your investments

VOD Calendar



Plan your VOD calendar in advance

Rights



Territories

The screenshot displays the Etere BMS interface for managing territories. The main content area shows a table with the following data:


	description	group
	Brazil	South America
	Italy	Europe
	New Zealand	Oceania
	Nigeria	Africa
	Singapore	South East Asia
	Spain	Europe
	Uta	Uta & Canada

Callout boxes highlight specific UI elements:

- Edit/Delete**: Points to the edit/delete icons in the first column of the table.
- Description**: Points to the description column header.
- Group**: Points to the group column header.
- Add Line**: Points to the '+' icon in the top right corner of the table.

The sidebar menu on the left includes the following items:

- Home page
- Agenda
- Schedule
- Media Library
- Collection
- Shopping Cart
- System
- Memory
- Av Sales
- Tapelless
- BMS** (selected)
 - Linear
 - VOD
 - Settings
 - Territory groups
 - Territories** (selected)
 - Media
 - Template areas
 - Link areas
 - Platform template
 - Mandatory Fields-metadata fields settings
 - Reports
- Reports
- Manage
- Scheduled Ingest
- Ingest list
- User messages
- Dashboard



Media

Description

Add Line

The screenshot shows a software interface for media management. At the top left, there is a Windows logo and the text 'BMS'. Below this, the word 'Media' is displayed. The main area contains a table with a header row and seven data rows. Each row has a small icon on the left and a text description. A blue box labeled 'Description' points to the header cell. A blue box labeled 'Add Line' points to a plus sign icon in the top right corner of the table area.

	description
	Apple TV
	Cable Tv
	Mobile
	Netflix
	On-Demand
	TV
	WEB TV Prova

Templates

Description

Selected Media

Selected Territories

The screenshot displays the Etere BMS interface. On the left is a dark sidebar with navigation icons and labels: Home page, Agenda, Schedule, Media Library, Collection, Shopping Cart, System, Memory, Air Sales, Tapeless, BMS (selected), Linear, VOD, Settings (with sub-items: Territory groups, Territories, Media, Template areas, Link areas, Platform template, Mandatory Fields, metadata fields settings), Reports, Manage, Scheduled Ingest, Ingest list, User messages, and Dashboard. The main content area is titled 'BMS Template areas' and contains a table with the following data:

	description	selected media	selected territories
<input type="checkbox"/>	Africa	On Demand	Africa
<input type="checkbox"/>	Africa on demand	On Demand	Nigeria
<input type="checkbox"/>	Africa Today	WEB TV Proxa	Nigeria
<input type="checkbox"/>	Amora Netflix	Netflix	USA - USA & Canada
<input type="checkbox"/>	Asia Pacific	Apple TV	New Zealand - Oceania - Singapore
<input type="checkbox"/>	channel 21	TV	Italy
<input type="checkbox"/>	CMA on Demand	On Demand	Singapore
<input type="checkbox"/>	Europe	Netflix	Italy - Spain
<input type="checkbox"/>	IPTV	Cable TV	Europe
<input type="checkbox"/>	Proxa	WEB TV Proxa	Europe
<input type="checkbox"/>	Proxa Euro	WEB TV Proxa	Europe
<input type="checkbox"/>	Singapore Channel 5	Mobile	Singapore
<input type="checkbox"/>	South America on Cable	Cable TV	Brazil - South America
<input type="checkbox"/>	Spanish Channel TV	TV	Spain

At the bottom left of the main content area, there is a button labeled 'Edit/Delete'. The bottom right corner of the interface shows the text 'Etereweb - Etere pte 04'.

Rights Area

**Edit Area
Links**

The screenshot displays the Etere BMS interface. On the left is a navigation sidebar with categories like Home page, Agendas, Schedule, Media Library, Collection, Shopping Cart, System, Memory, Air Sales, Tapeless, BMS, Linear, VOD, Settings, Reports, Manage, and Dashboard. The main content area is titled 'Link areas' and contains a table with the following data:

	station	template area
[icon]	MAM	Africa
[icon]	MAM	Africa on demand
[icon]	MAM	Africa Today
[icon]	MAM	America Netflix
[icon]	MAM	Asia Pacific
[icon]	MAM	channel 21
[icon]	MAM	CMR on Demand
[icon]	MAM	Europe
[icon]	MAM	IPTV
[icon]	MAM	Prova
[icon]	MAM	Prova Euro
[icon]	MAM	Singapore Channel 5
[icon]	MAM	South America on Cable
[icon]	MAM	Spanish Channel TV

Annotations on the screenshot include:

- A box labeled 'Edit/Delete' pointing to the first column of the table.
- A box labeled 'Station' pointing to the 'station' column header.
- A box labeled 'Template Area' pointing to the 'template area' column header.
- A box labeled 'Edit Area Links' pointing to a plus icon in the top right corner of the table.

The footer of the interface reads 'Etereweb - Etere plc Ltd'.

Vod Platforms

The screenshot displays the 'Platforms template' section of the Etere BMS interface. The table lists various media services and their associated territories. The columns are labeled as follows:

- Description:** Lists the service name, such as Amazon Prime, Netflix, and Apple TV Europe.
- Selected Media:** Lists the media type, such as Cable Tv, On-Demand, Mobile, and TV.
- Selected Territories:** Lists the geographical regions, such as Europe - Italy - Nigeria - Singapore - Usa, Usa - Usa & Canada, and Africa.

	description	selected media	selected territories
	Amazon Prime	Cable Tv	Europe - Italy - Nigeria - Singapore - Usa
	Amazon Prime	On-Demand	Usa - Usa & Canada
	Amazon Prime	Mobile	Africa
	Amazon Prime	TV	South East Asia - Usa
	Apple TV Europe	Apple TV	Europe - Italy
	Cable TV Brazil	Cable Tv	Brazil
	Channel Italy on Mobile	Mobile	Italy
	Euro TV Channel	TV	Europe
	Netflix	Cable Tv	Africa - Brazil - Europe - Italy - New Zealand - Nigeria
	Netflix	On-Demand	Brazil - Italy - Usa
	Netflix	Mobile	Europe - Italy - New Zealand - Nigeria
	Netflix Africa	Netflix	Africa - Nigeria
	New Zealand On Mobile	Mobile	New Zealand
	NZ on Cable	Cable Tv	New Zealand
	Obesnia on-demand	On-Demand	Obesnia
	prova 2	WEB TV Prova	Brazil
	SEA TV	TV	South East Asia
	South America Web TV	WEB TV Prova	South America

Labels for the table columns:

- Description**
- Selected Media**
- Selected Territories**

At the bottom right of the interface, the text 'Etereweb - Etere plus' is visible.

Linear Contracts



Search Contract

Search contract

Order No. Code Contract description Line description Customer

Apply filter

ID	Code	Description	Date	Start Date	End Date	Customer	Station	Owner	Type
1	CM01_ACME	CM01_ACME	27/05/2016	27/05/2016	27/05/2016	XXX Customer	MAM	MAM	Order
2	CM02_BBB	KOMPAS	02/06/2016	01/06/2016	25/06/2016	XXX Customer	MAM	sis	Order
3	CM12320	BMD AD	08/05/2017	08/05/2017	20/05/2017	BMD	MAM	sis	Order
4	4	PROPOSAL SPOT A	11/05/2017	11/05/2017	10/06/2017	BMD	MAM	sis	Proposal approved
5	5	CEYLON TEA SPOT A	11/05/2017	11/05/2017	10/06/2017	BMD	MAM	sis	Proposal approved
6	6	PAPER F4	11/05/2017	11/05/2017	10/06/2017	BMD	MAM	sis	Proposal approved
7	TEST WEB	TEST WEB	12/05/2017	12/05/2017	11/06/2017	BMD	MAM	sis	Proposal approved
8	test	test	15/05/2017	15/05/2017	14/06/2017	BMD	MAM	sis	Proposal approved
9	10	BANGERS	31/08/2017	01/09/2017	19/09/2017	THE COMPANY ABC	MAM	sa	Proposal approved
10	11	BLACKROCKS	31/08/2017	01/09/2017	15/09/2017	THE COMPANY ABC	MAM	sis	Proposal approved
11	12	COCA COLA	31/08/2017	01/09/2017	12/09/2017	THE COMPANY ABC	MAM	sis	Proposal approved
12	13	Pure Ceylon Tea	04/09/2017	05/09/2017	23/09/2017	THE COMPANY ABC	MAM	sa	Proposal approved
13	14	New Proposal	09/04/2018	09/04/2018	31/05/2018	THE COMPANY ABC	MAM	sa	Proposal approved
14	DEMO_CTR_1	DEMO_CTR_1	04/02/2019	04/02/2019	06/03/2019	MAM TV	MAM	sis	Proposal running
15	DEMO_TEST_1	DEMO_TEST_1	04/02/2019	04/02/2019	09/03/2019	MAM TV	MAM	sis	Proposal to evaluate
16	DEMO_PROPOSAL	DEMO_PROPOSAL	04/02/2019	07/02/2019	07/04/2019	MAM TV	MAM	sa	Proposal approved
17	17	PROPOSAL #B1	19/04/2019	19/04/2019	19/05/2019	MAM TV	MAM	luca	Proposal to evaluate
18	18	PROPOSAL ABCDE	19/04/2019	19/04/2019	25/07/2019	THE COMPANY ABC	MAM	sis	Proposal running
19	19	PROPOSAL #3 TEST	19/04/2019	19/04/2019	19/06/2019	Frazer	MAM	sis	Proposal approved
20	20	CONTRACT CODE	02/05/2020	05/05/2020	29/05/2020	THE COMPANY ABC	MAM	sis	Order
21	DEMO_CTR_1_1	DEMO_CTR_1	27/04/2020	27/04/2020	09/03/2021	MAM TV	MAM	sis	Proposal running
22	DEMO_PROPOSAL_1	PROPOSAL_1	26/04/2020	26/04/2020	26/05/2021	BMD	MAM	sis	Proposal running
23	23	CONTRACT CODE 2	26/04/2020	26/04/2020	26/05/2021	XXX Customer	MAM	sis	Proposal running

Apply Filter

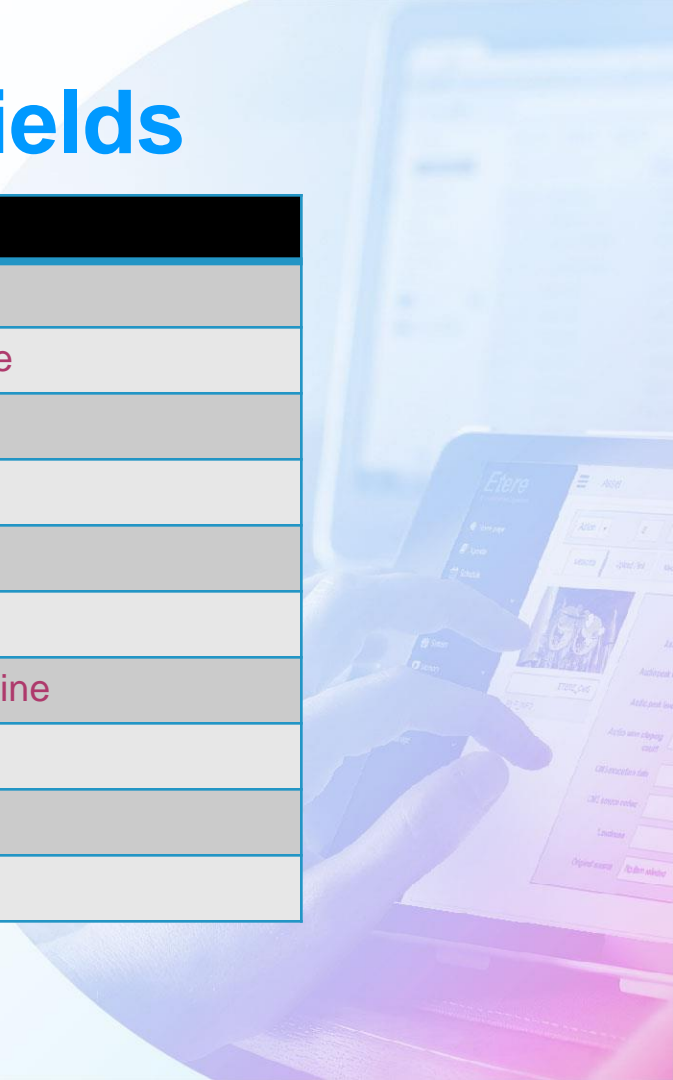
End Date Customer Station Owner Type

Search Parameters

Fields	Description
Type of Contract	Proposal Running/Order/All
Document No	Document number assigned to the contract
Code	Code assigned to the contract
Contract Description	Description of the contract
Line Description	Description of the order line
Customer	Select a customer from the database

Search Results Fields

Fields	Description
ID	ID assigned to the order line
Code	Code generated for the order line
Description	Description of the order line
Date	Order line creation date
Start Date	Start date of the order line
End Date	End date of the order line
Customer	Name of customer for the order line
Station	Station name
Owner	User who created the order line
Type	Type of order line



BMS

- Broadcast Management System (BMS) on EtereWeb
- Manage the licensing rights process
- Manage and monitor rights management
- Plan and schedule single and multiple assets (series)



Purchase Contract

BMS

Q Search contract

Contract type: Purchase Orders
Code: Code
Description: Description
Platform: Platform

Type: Type
Payment: Payment
Language: Language
Apply filter

code	description	start date	end date	platform	type	payment	language
1	MOVIE ORDER	01/06/2016	03/06/2016		FILM	CASH	
2	SERIES ORDER	01/06/2016	03/06/2016		TV	CASH	
8	my_contact_prova1	01/06/2020	01/06/2020			CASH	
15	contact_prova_VOD	02/07/2020	02/07/2020			CASH	
1015	my_contact_prova1*	01/06/2020	01/06/2020			CASH	
1016	my_contact_prova3	06/08/2020	13/08/2020				

Code

Description

Start date

End date

Platform

Type

Payment

Languages

Purchase Contract Form

The screenshot shows the Etere Purchase Contract Form interface. The form is titled "Order" and contains several sections and fields. A sidebar on the left lists navigation options: Home page, Agenda, Schedule, Media Library, Collection, Shopping Cart, System, Memory, Air Sales, Topless, EMS, Reports, Manage, Scheduled Ingest, Ingest list, User messages, and Dashboard.

The main form area is divided into several sections:

- General Information:** Includes fields for Date (18/09/2020), Type (Proposal running), Expiry date (18/10/2020), No (38), Code (1234), Description (VOO contract), and Owner.
- Customer Information:** Includes Customer (1815, MAM TV), Price color (green), Agency (3, The Agency), End User (1015, MAM TV), Contact person (0, Title), and Media center (id, Title).
- Financial Information:** Includes Discount (5.00%), Unc. Discount (13.444), Total order (12.552), and VAT (STANDARD %7).
- Payment Information:** Includes Payment (CASH), Charge to (Customer), Invoice header (Customer), and Salesman 1 through 5 (all 0.00%).
- Order Details:** Includes checkboxes for Define as sub order, Package order, and Paid in installments.
- Notes:** A section for adding notes.

Callouts from the left sidebar point to the following fields:

- Date
- Type
- Customer
- End User
- Contact Person
- Contact Agency

Callouts from the right side point to the following fields:

- Expiry date
- No
- Code
- Description
- Payment
- Owner
- Salesman
- Customer ref
- Discount
- Unc Discount
- Total order
- VAT
- Notes
- Customer order ref

The "Save" button is located at the bottom left of the form.

VOD Contracts



Launch T-Workflow

VOD
Contract

Licensee

Payment

Platform
Template

T-Workflow

Purchase
Currency

The screenshot shows the Etere VOD Contract interface. A large blue arrow points from the 'Launch T-Workflow' button to the right. The interface includes a sidebar with navigation options and a main content area with various fields and a summary table.

Launch T-Workflow


Summary Table:

Order currency	Gross Price	Discount	VAT	Total taxes	Total order
0	230,000	0.0%	STANDARD 16.7	15,100.00	245,100.00
Purchase currency	Exchange rate	Currency exchange date	Total in purchase currency		
0	1	26/04/2020	0		

Other fields visible:

- VOD Contract:** Date: 01/05/2020, No: 4, Code: 4, Description: Games Of Thrones S02, Start Date: 05/05/2020, End Date: 29/07/2020
- Licensee:** 1015, MAM TV
- Payment:** MONEY TRANSFER
- Template Platform:** Helic
- T-Workflow:** AFTER WEB UPLOAD

Save



Flexi-metadata Fields

Platform
Template

Template

Mandatory Flexi-metadata fields settings

Platforms: template Amazon Prime Types ALEP Apply filter

template	name
<input type="checkbox"/> Asset status	ETERE_CMS
<input type="checkbox"/> Audio peak frame	ETERE_CMS
<input type="checkbox"/> Audio peak level	ETERE_CMS
<input type="checkbox"/> Audio wave clipping count	ETERE_CMS
<input type="checkbox"/> CMS execution date	ETERE_CMS
<input type="checkbox"/> CMS source code	ETERE_CMS
<input type="checkbox"/> Loudness	ETERE_CMS
<input type="checkbox"/> Original source	ETERE_CMS
<input type="checkbox"/> season	CUSTOM TEST
<input type="checkbox"/> episode title	CUSTOM TEST
<input type="checkbox"/> subtitles	CUSTOM TEST
<input type="checkbox"/> gnlva	CUSTOM TEST
<input type="checkbox"/> Original Title	SIAE
<input type="checkbox"/> Episode Title Original	SIAE
<input type="checkbox"/> Original Programme Series Title	SIAE
<input type="checkbox"/> Number of Episodes	SIAE
<input type="checkbox"/> Director	SIAE
<input type="checkbox"/> Producer	SIAE
<input type="checkbox"/> First transmission date of current version	SIAE CINEMA
<input type="checkbox"/> ABC	Cart Number-OTH
<input type="checkbox"/> LBC	Cart Number-OTH
<input type="checkbox"/> Country of Production	Cart Number-OTH

Save Remove all

Etereweb - Etere plc Ltd

VOD Calendar

From Date To Date Platform

The screenshot shows the VOD Calendar application interface. At the top, there is a search bar and filter fields for 'From date' (01/01/2019), 'To date' (18/09/2020), and 'Platform' (Netflix). An 'Apply filter' button is located to the right of the filter fields. Below the filter fields is a table with the following data:

code	title	type	from date	platform	planned
S02_E03_G01	Game of Thrones S02	TV	05/05/2020	Netflix	[Progress bar]
Peaky BlindersS03-0001	Peaky BlindersS03	TV	05/05/2020	Netflix	[Progress bar]
Peaky BlindersS03-0002	Peaky BlindersS03	TV	05/05/2020	Netflix	[Progress bar]

Apply Filter

Code Title Type From Date Platform Planned



VOD Schedule

VOD Active List

Search

From date: 01/01/2019 To date: 18/09/2020 Platform: Netflix

Apply filter

Thumbnail	Title	Genre	Creation	Story	Artist Manager	Season	Episodes	Platform
	Game of Thrones S02	Sci-F & Fantasy , TV	United States 2020	In King's Landing Dining with her children and Sansa, Cersei discusses the war and Sansa's betrothal to Joffrey. Afterward, Sansa is greeted by Shae, posing as her new handmaiden. Tyrion separately shares plans with Grand Maester Pycelle, Varys, and Petyr Baelish, to marry Myrcella off, but suggests a different husband to each of them. Cersei confronts Tyrion over the plan Tyrion gave to Pycelle, confirming Pycelle is her spy. Tyrion sends him to the dungeons, but not before Pycelle confesses that he told Cersei that Jon Arryn knew of her incest with Jaime. Tyrion convinces Baelish to meet Catelyn Stark in the Stormlands and persuade her to release Jaime.	Annick Workman (Executive Producer) Bryan Cogman (Executive Producer) Oliver Butler (Executive Producer) David Benioff (Director) Eryen K'lean (Music) Joe Bauer (Photography)			Netflix
	Peaky Blinders S03	Drama , TV	United States 2020	Peaky Blinders is a British period crime drama television series created by Steven Knight. Set in Birmingham, England, the series follows the exploits of the Shelby crime family in the direct aftermath of the First World War. The fictional family is loosely based on a real 19th century urban youth gang of the same name, who were active in the city from the 1800s to the early twentieth century.	Toby Finlay (Producer) Tim Mielants (Director) Nick Cave (Music) Stephen Russell (Photography)	3	2	Netflix

Thumbnail Title Genre Creation Story Artist Manager Season Episodes Platform

Asset form

Metadata

Upload/Link

Media Data

Annotations

T-Workflow

Relationship

Operations

Virtual Docs

Task

The screenshot displays the Etere Asset form interface. On the left is a dark sidebar with navigation items: Home page, Agenda, Schedule, Media Library, Collection, Shopping Cart, System, Memory, Air Sales, Tapeless, BMS, Reports, Manage, Scheduled Ingest, Ingest list, and User messages. The top navigation bar includes an 'Asset' header, a user profile 'Gattari Fabio', and a series of tabs: Action, 109, TV, S02_E03_GOT, S02_E03_GOT, Episode 1, and Version 1. Below the tabs is a secondary navigation bar with buttons for Metadata, Upload / link, Media data, Annotations, T-Workflow, Relationship, Operations, Virtual documents, Stations, and Task. The main content area features a video player showing a Game of Thrones promotional image with the text 'GAME OF THRONES YOU WIN OR YOU DIE' and 'HBO SUNDAY APRIL 17 9PM'. To the right of the video is a form with fields for Source Organization (DreamWorks), Original Producer Name (HBO), and Copyright Owner (HBO). A 'Reload Form Values' button and a green 'Save' button are located above the form. A 'Generic' label is positioned below the video player. At the bottom left, there are icons for settings, a search icon, and a refresh icon. The bottom right corner contains the text 'Etereweb - Etere pte ltd'.

VOD Revenue Report

Reports

BMS

VOD Revenue

VOD Revenue

Time

From: 25/11/2019 To: 18/09/2020 Platform: Netflix

Preview Download

R100187_C0000

report 1 / 1

MAM VOD Revenue

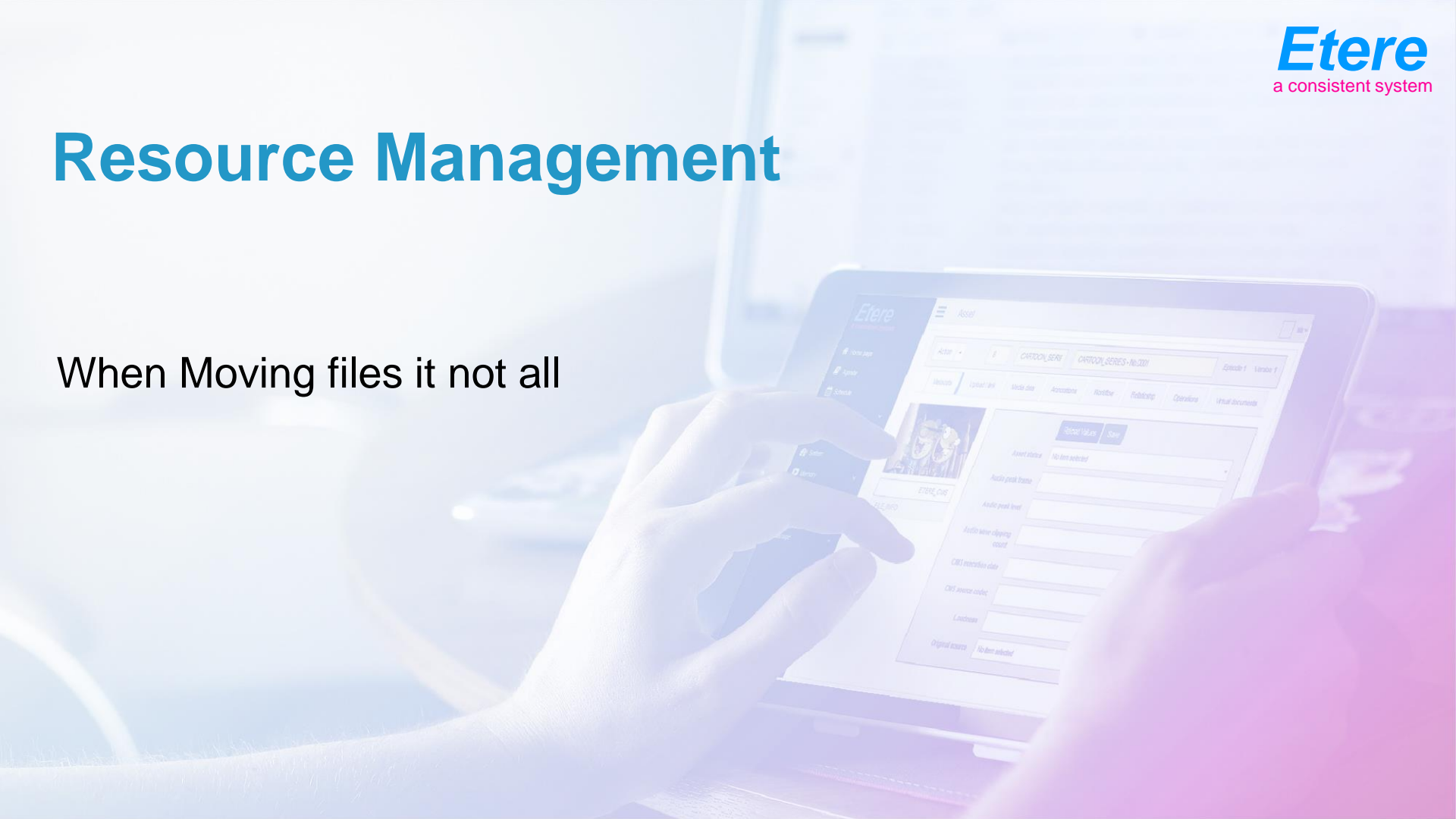
From date: 25/11/2019 To date: 18/09/2020

Platform:

Code	Title	From date	To date	Views	Total
Peaky BlindersS03-0001	Peaky BlindersS03	05/05/2020	26/05/2020	327	0.00
Peaky BlindersS03-0002	Peaky BlindersS03	05/05/2020	26/05/2020	556	0.00
S02_E03_GOT	Game of Thrones S02	05/05/2020	26/07/2020	821	0.00
Total				1,703	0.00

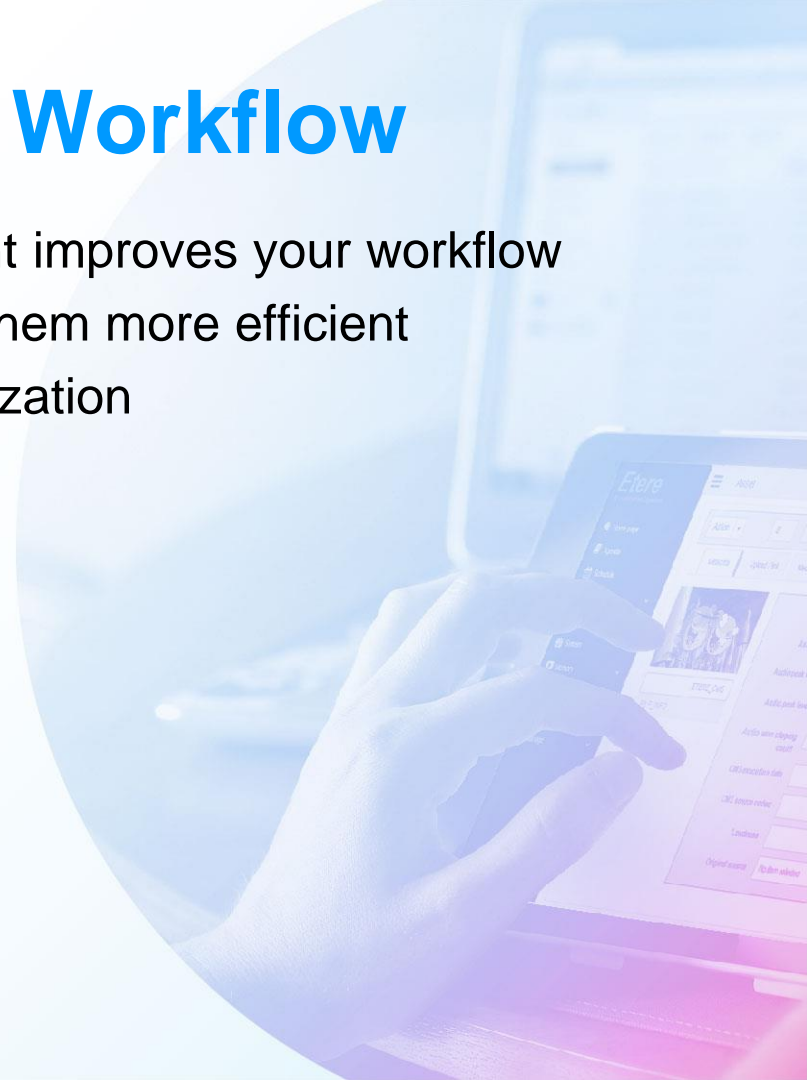
Resource Management

When Moving files it not all



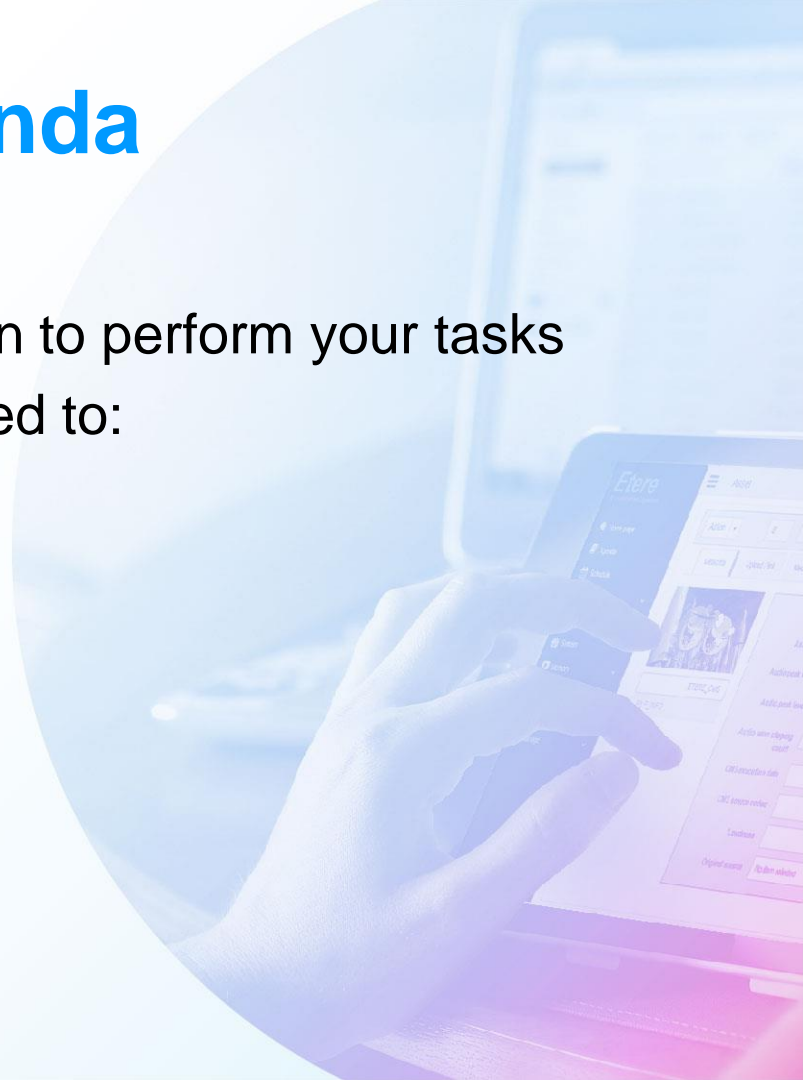
A More Efficient Workflow

- Etere Enterprise Resources Management improves your workflow
- We do not change your tasks but make them more efficient
- Etere ERM is the base of your job organization
 - Generate Work Order
 - Track Work Order
 - Track expenses
 - Manage files and rights
 - Manage resources
 - Generate agendas

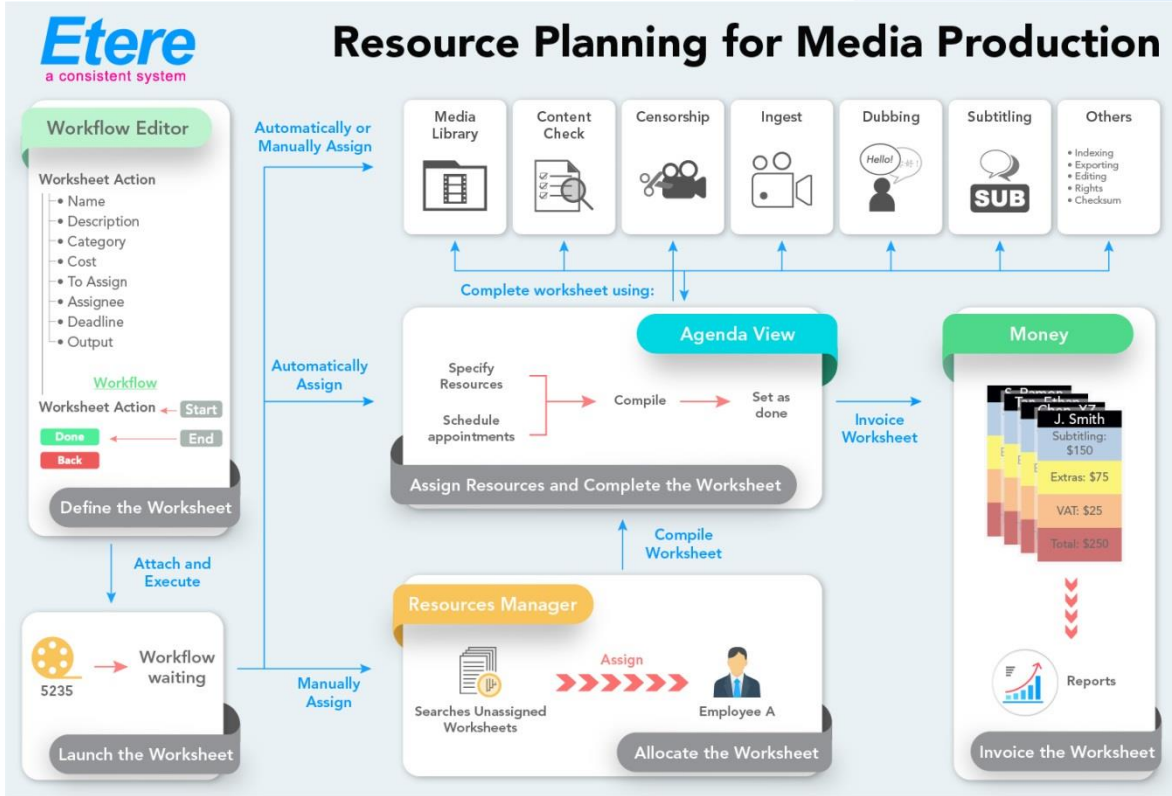


Etere Agenda

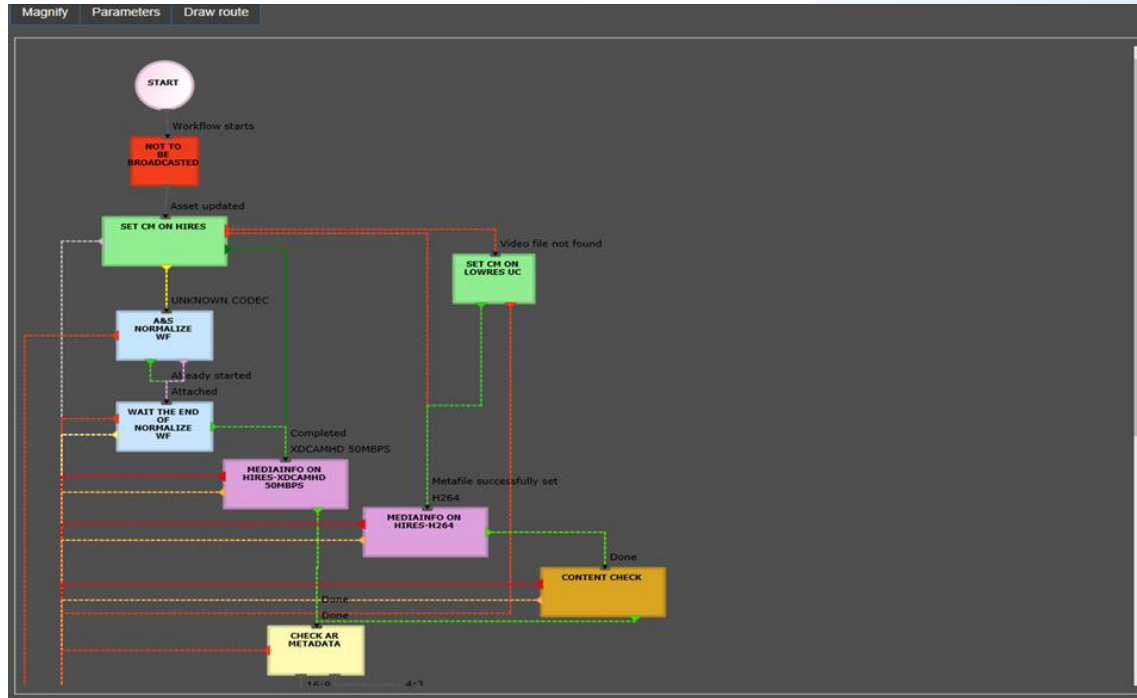
- It's the central job repository
- No more crawling between application to perform your tasks
- One single click and you are redirected to:
 - Preview approve
 - Asset data management
 - Subtitling
 - Ingest
 - Dubbing



Resources Planning



Etere Workflow



Workflow

- The workflow can distribute the task connected to the video management:
- Metadata enrich
- Captioning
- Censorship
- Approvals
- Transcoding



Task view

The screenshot shows the Etere Task view interface. On the left, a vertical list of callout boxes points to specific sections of the interface:

- Task Details**: Points to the top header area.
- Status**: Points to the 'Status' field in the 'Task data' section.
- Priority**: Points to the 'Priority' field.
- T-Workflow**: Points to the 'T-Workflow' field.
- Action**: Points to the 'Action' field.
- Period**: Points to the 'Period' field.
- Assignee**: Points to the 'Assignee' field.
- Notes**: Points to the 'Notes' field.
- Costs**: Points to the 'Costs' section.
- To invoice**: Points to the 'To invoice' section.
- Notes**: Points to the 'Notes' section in the 'To invoice' area.
- Result**: Points to the 'Result' section.

The interface itself is divided into several main sections:

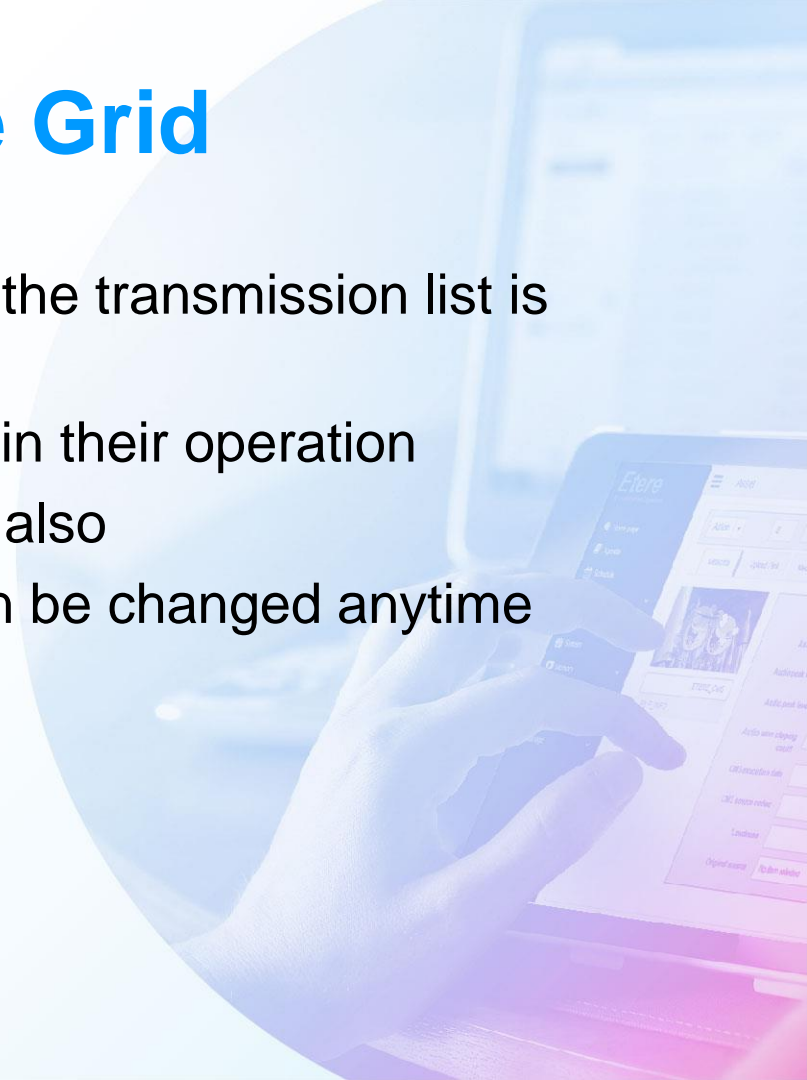
- Task Data**: Contains fields for ID (8672), Code (FULLKITCHEN1), Title (DEMO 3: COMMERCIAL), Episode (1), and Version (1).
- Documents**: A section for virtual documents, currently empty.
- Preview**: A video player showing a commercial with Thai text 'ซื้อแล้ว ไล่นาย' (Bought, then fired the boss) and a progress bar.
- Costs**: A table for recording costs with columns for Edit, Delete, SOM, EOM, DUR, and Type.
- To invoice**: A section for recording results, including a 'Save notes' button.
- Result**: A section showing recording status, with buttons for 'Recording DONE' and 'Recording FAULT'.

The Grid

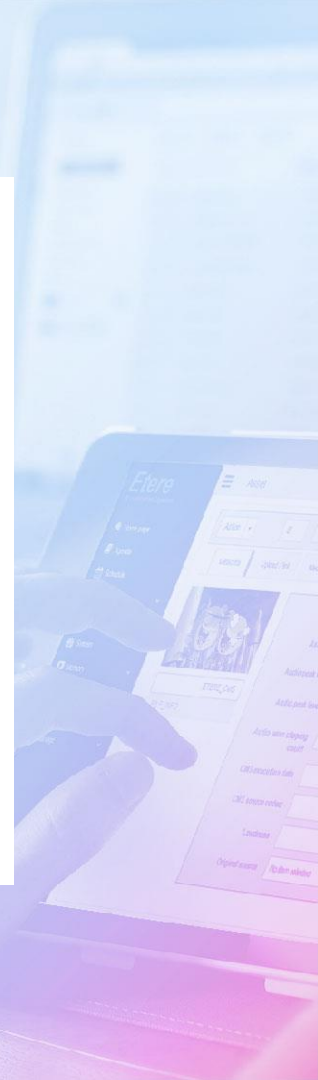
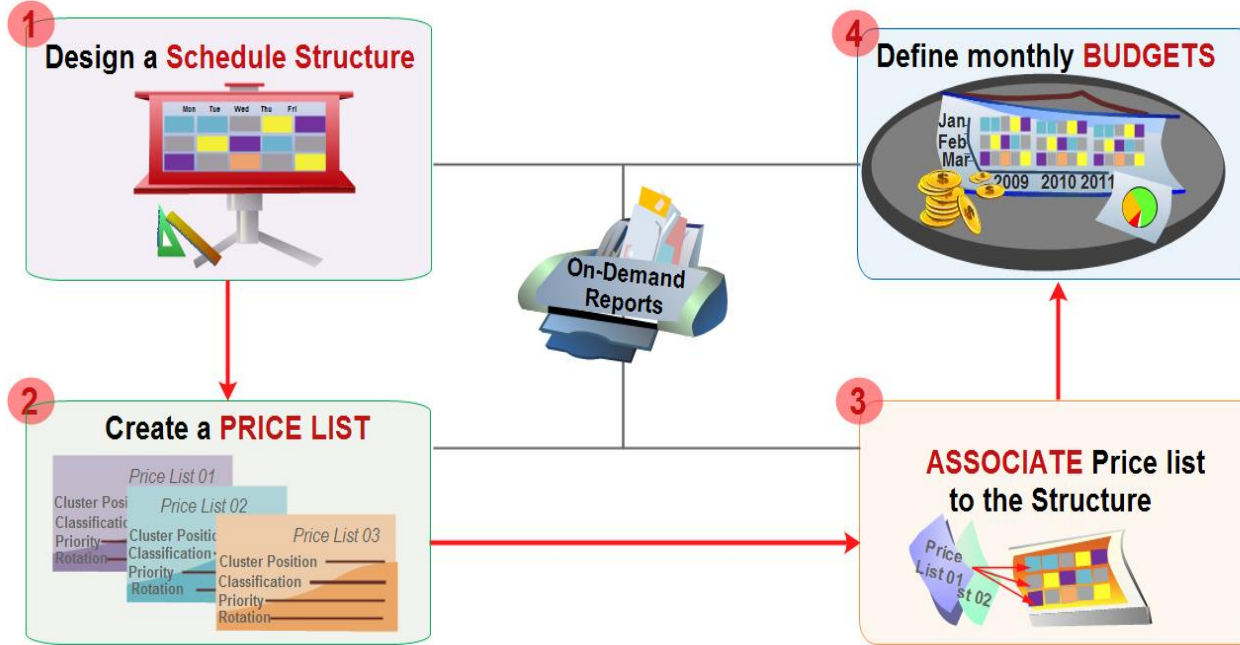


What is The Grid

- The grid is the basic structure where the transmission list is composed
- The grid guide Sales and Schedulers in their operation
- The grid guide programs and promos also
- The grid is a flexible structure that can be changed anytime



Etere Accounting



Weekly Grid

Weekly Schedule

File Options Tools Show Help

CHANNEL 1

- (B) AFTERNOON WEEK DAYS
- (B) EARLY MORNING
- (B) MORNING MOVIE
- (B) NIGHT TIME
- (B) PRE PRIME TIME
- (B) PRIME TIME
- (B) SPORT BREAK

Blocks Containers

Properties

Field	Value
Block Name	EARLY MORNING
Date	17/09/2014
Start time	07:00:00
End Time	10:00:00
Duration	03:00:00
Source	Schedule of 02/06/2
ID Block	1
Event Presence	Yes
Station	CHANNEL 1

07:00:00 00:25:00 00:25:00
 07:25:00 00:05:00 00:05:00
 07:30:00 00:15:00 00:15:00
 07:45:00 00:05:00 00:05:00
 07:50:00 00:10:00 00:10:00
 08:00:00 00:05:00 00:05:00
 08:05:00 00:25:00 00:25:00
 08:30:00 00:05:00 00:05:00
 08:35:00 00:25:00 00:25:00
 09:00:00 00:05:00 00:05:00
 09:05:00 00:25:00 00:25:00
 09:30:00 00:05:00 00:05:00
 09:35:00 00:25:00 00:25:00

Segments Events

Main

	Thu 11/09/2014	Fri 12/09/2014	Sat 13/09/2014	Sun 14/09/2014	Mon 15/09/2014	Tue 16/09/2014	Wed 17/09/2014
06:00:00	CHANNEL 1	CHANNEL 1	CHANNEL 1	CHANNEL 1	CHANNEL 1	CHANNEL 1	CHANNEL 1
06:30:00							
07:00:00							
07:30:00	MORNING MOVIE	EARLY MORNING	MORNING MOVIE	EARLY MORNING	MORNING MOVIE	MORNING MOVIE	EARLY MORNING
08:00:00							
08:30:00							
09:00:00							
09:30:00							
10:00:00							
10:30:00	EARLY MORNING	MORNING MOVIE	EARLY MORNING	MORNING MOVIE	EARLY MORNING	EARLY MORNING	MORNING MOVIE
11:00:00							
11:30:00							
12:00:00							
12:30:00							
13:00:00							
13:30:00	AFTERNOON WEEK DAYS	AFTERNOON WEEK DAYS	AFTERNOON WEEK DAYS	AFTERNOON WEEK DAYS	AFTERNOON WEEK DAYS	AFTERNOON WEEK DAYS	AFTERNOON WEEK DAYS
14:00:00							
14:30:00							
15:00:00							
15:30:00							
16:00:00							
16:30:00							
17:00:00							
17:30:00							
18:00:00							
18:30:00							
19:00:00	SPORT BREAK	PRE PRIME TIME	SPORT BREAK	PRIME TIME	PRE PRIME TIME	PRE PRIME TIME	PRIME TIME
19:30:00							
20:00:00							
20:30:00							
21:00:00							
21:30:00							
22:00:00							
22:30:00							
23:00:00							
23:30:00							
00:00:00							
00:30:00							
01:00:00							
01:30:00	NIGHT TIME						
02:00:00							
02:30:00							
03:00:00							
03:30:00							
04:00:00							

Create a Block

The screenshot displays the 'Block Editor - CHANNEL 1' interface. On the left, the 'Available Time Blocks' list includes:

- AFTERNOON WEEK (06:00:00)
- EARLY MORNING (1) (03:00:00)
- MORNING MOVIE (2) (03:00:00)
- MORNING MOVIE (20) (03:00:00)**
- NIGHT TIME (6) (06:00:00)
- PRE PRIME TIME (4) (02:00:00)
- PRE PRIME TIME (21) (02:00:00)
- PRIME TIME (5) (03:00:00)
- PRIME TIME (22) (03:00:00)
- SPORT BREAK (7) (06:00:00)

The main 'Block' area shows details for the selected 'MORNING MOVIE':

- Expired:
- Name: MORNING MOVIE
- Types: COMM.FILM.NEW.J.VIDM
- Duration: 03:00:00
- Notes: (Empty text area)
- Test timeline: 00:00:00

The 'Segments' table below provides a detailed schedule:

Start time	Duration	Maxim...	Type	Notes	A...	Objects	Order	Groups	Template	Category	Active...	Passiv...	Target audie...
00:00:00	00:05:00	00:05:00	COMM					Not found			£0.00	£0.00	0
00:05:00	00:35:00	00:35:00	FILM					Not found			£0.00	£0.00	0
00:40:00	00:02:00	00:02:00	J					Not found			£0.00	£0.00	0
00:42:00	00:03:00	00:03:00	COMM					Not found			£0.00	£0.00	0
00:45:00	00:35:00	00:35:00	FILM					Not found			£0.00	£0.00	0
01:20:00	00:05:00	00:05:00	COMM					Not found			£0.00	£0.00	0
01:25:00	00:15:00	00:15:00	NEW					Not found			£0.00	£0.00	0
01:40:00	00:05:00	00:05:00	COMM					Not found			£0.00	£0.00	0
01:45:00	00:30:00	00:30:00	FILM					Not found			£0.00	£0.00	0
02:15:00	00:05:00	00:05:00	COMM					Not found			£0.00	£0.00	0
02:20:00	00:30:00	00:35:00	FILM					Not found			£0.00	£0.00	0
02:50:00	00:02:00	00:02:00	COMM					Not found			£0.00	£0.00	0
02:52:00	00:03:00	00:03:00	VIDM					Not found			£0.00	£0.00	0
02:55:00	00:05:00	00:05:00	COMM					Not found			£0.00	£0.00	0

Add an Existing Block

The screenshot displays a video scheduling software interface. The main window shows a weekly schedule grid for Channel 1, spanning from Monday, 14/03/2016 to Sunday, 20/03/2016. The grid is color-coded by time slot and content type, including 'EARLY MORNING', 'MORNING MOVIE', 'PRE PRIME TIME', 'SPORT BREAK', and 'MIDDAY BREAK'. A 'Block Editor' window is open, allowing the user to add an existing block to the schedule.

Block Editor - CHANNEL 1

File: Block 1

Expired:

Name: PRE PRIME TIME

Types: COMM ENT NEW

Duration: 00:30:00 Block scheduled for on air

Notes:

Test timeline: 00:00:00

Segments:

Start time	Duration	Main	Type	Notes	A...	Objects	Order	Groups	Template	Category	Active	Passiv...	Target audio
00:00:00	00:15:00	00:15:00	NEW								00:00	00:00	0
00:15:00	00:05:00	00:05:00	COMM					Not found			00:00	00:00	0
00:20:00	00:15:00	00:15:00	NEW					Not found			00:00	00:00	0
00:35:00	00:05:00	00:05:00	COMM					Not found			00:00	00:00	0
00:40:00	00:15:00	00:15:00	NEW	METRO				Not found			00:00	00:00	0
00:55:00	00:05:00	00:05:00	COMM					Not found			00:00	00:00	0
01:00:00	00:15:00	00:15:00	ENT					Not found			00:00	00:00	0
01:15:00	00:05:00	00:05:00	COMM					Not found			00:00	00:00	0
01:20:00	00:15:00	00:15:00	ENT					Not found			00:00	00:00	0
01:35:00	00:05:00	00:05:00	COMM					Not found			00:00	00:00	0
01:40:00	00:15:00	00:15:00	ENT	METRO				Not found			00:00	00:00	0
01:55:00	00:05:00	00:05:00	COMM					Not found			00:00	00:00	0

Create a Block from Program

The screenshot displays the 'Weekly Schedule' application interface. On the left, a 'CHANNEL' dropdown menu is set to 'CHANNEL 1'. Below it, a list of program categories is shown, including 'AFTERNOON WEEK DAYS', 'EARLY MORNING', 'MORNING MOVIE', 'NIGHT TIME', 'SPORTS TIME', 'PRIME TIME', and 'SPORT BREAK'. A 'Blocks' section is also visible, showing a list of blocks with their start and end times. The main area is a grid showing the schedule for 'CHANNEL 1' from Sunday, 20/03/2016 to Saturday, 26/03/2016. The grid shows various program blocks, including 'PRE PRIME TIME' (yellow), 'MORNING MOVIE' (pink), 'SPORT BREAK' (green), and 'AFTERNOON WEEK DAYS' (cyan). A callout box labeled 'Immediate Container' points to a yellow 'PRE PRIME TIME' block on Monday, 21/03/2016, from 09:00:00 to 11:00:00. The 'Properties' section on the left shows details for the selected block, including 'Block Name: PRE PRIME TIME', 'Date: 21/03/2016', 'Start time: 09:00:00', 'End Time: 11:00:00', 'Duration: 02:00:00', 'Source: Schedule of 21/03/2016', 'ID Block: 4', 'Event Presence: No', and 'Station: CHANNEL 1'.

Time	Program
06:00:00 - 06:30:00	PRE PRIME TIME
06:30:00 - 07:00:00	MORNING MOVIE
07:00:00 - 07:30:00	
07:30:00 - 08:00:00	
08:00:00 - 08:30:00	SPORT BREAK
08:30:00 - 09:00:00	
09:00:00 - 09:30:00	PRE PRIME TIME
09:30:00 - 10:00:00	
10:00:00 - 10:30:00	
10:30:00 - 11:00:00	PRE PRIME TIME
11:00:00 - 11:30:00	
11:30:00 - 12:00:00	
12:00:00 - 12:30:00	
12:30:00 - 13:00:00	
13:00:00 - 13:30:00	
13:30:00 - 14:00:00	
14:00:00 - 14:30:00	PRE PRIME TIME
14:30:00 - 15:00:00	
15:00:00 - 15:30:00	
15:30:00 - 16:00:00	
16:00:00 - 16:30:00	
16:30:00 - 17:00:00	MORNING MOVIE
17:00:00 - 17:30:00	
17:30:00 - 18:00:00	
18:00:00 - 18:30:00	
18:30:00 - 19:00:00	
19:00:00 - 19:30:00	AFTERNOON WEEK DAYS
19:30:00 - 20:00:00	
20:00:00 - 20:30:00	
20:30:00 - 21:00:00	
21:00:00 - 21:30:00	
21:30:00 - 22:00:00	
22:00:00 - 22:30:00	
22:30:00 - 23:00:00	
23:00:00 - 23:30:00	
23:30:00 - 00:00:00	
00:00:00 - 00:30:00	
00:30:00 - 01:00:00	
01:00:00 - 01:30:00	PRIME TIME
01:30:00 - 02:00:00	
02:00:00 - 02:30:00	
02:30:00 - 03:00:00	
03:00:00 - 03:30:00	
03:30:00 - 04:00:00	

Segments

Block Editor - CHANNEL 1

File Block ?

Block

Expired

Name

Types

Duration Block scheduled for on-air

Notes

Test timeline

Segments

	Start time	Duration	Maxim...	Type	Notes	A...	Objects	Order	Groups	Template	Category	Active ...	Passiv...	Target audie...
	00:00:00	00:05:00	00:05:00	COMM		<input type="checkbox"/>	-	-	Not found			£0.00	£0.00	0
	00:05:00	00:35:00	00:35:00	FILM		<input type="checkbox"/>	-	-	Not found			£0.00	£0.00	0
	00:40:00	00:02:00	00:02:00	J		<input type="checkbox"/>	-	-	Not found			£0.00	£0.00	0
	00:42:00	00:03:00	00:03:00	COMM		<input type="checkbox"/>	-	-	Not found			£0.00	£0.00	0
	00:45:00	00:35:00	00:35:00	FILM		<input type="checkbox"/>	-	-	Not found			£0.00	£0.00	0
	01:20:00	00:05:00	00:05:00	COMM		<input type="checkbox"/>	-	-	Not found			£0.00	£0.00	0
	01:25:00	00:15:00	00:15:00	NEW		<input type="checkbox"/>	-	-	Not found			£0.00	£0.00	0
	01:40:00	00:05:00	00:05:00	COMM		<input type="checkbox"/>	-	-	Not found			£0.00	£0.00	0
	01:45:00	00:30:00	00:30:00	FILM		<input type="checkbox"/>	-	-	Not found			£0.00	£0.00	0
	02:15:00	00:05:00	00:05:00	COMM		<input type="checkbox"/>	-	-	Not found			£0.00	£0.00	0
	02:20:00	00:30:00	00:35:00	FILM		<input type="checkbox"/>	-	-	Not found			£0.00	£0.00	0
	02:50:00	00:02:00	00:02:00	COMM		<input type="checkbox"/>	-	-	Not found			£0.00	£0.00	0
	02:52:00	00:03:00	00:03:00	VIDM		<input type="checkbox"/>	-	-	Not found			£0.00	£0.00	0
	02:55:00	00:05:00	00:05:00	COMM		<input type="checkbox"/>	-	-	Not found			£0.00	£0.00	0

Structure Change

Change structure 20/03/2016 -- 20/03/2016

File Tools Show Help

Available Time Blocks

All

Nome	Durata	Source structure				Destination structure					
SPORT BREAK						NIGHT TIME					
AFTERNOON WEEK DA06:00:00	06:00:00	00:00:00	00:45:00	00:45:00	SPOR	PRE-MATCH	00:00:00	00:05:00	00:05:00	COMM	
EARLY MORNING	03:00:00	00:45:00	00:05:00	00:05:00	COMM		00:05:00	00:25:00	00:25:00	NEW	
MORNING MOVIE	03:00:00	00:50:00	00:10:00	00:10:00	NEW		00:30:00	00:05:00	00:05:00	COMM	
NIGHT TIME	06:00:00	01:00:00	01:00:00	01:00:00	SPOR	MATCH	00:35:00	00:25:00	00:25:00	FICT	
PRE PRIME TIME	02:00:00	02:00:00	00:05:00	00:05:00	NEW		01:00:00	00:02:00	00:02:00	COMM	
PRIME TIME	03:00:00	02:05:00	00:05:00	00:05:00	COMM		01:02:00	00:38:00	00:38:00	FICT	
SPORT BREAK	06:00:00	02:10:00	00:05:00	00:05:00	NEW		01:40:00	00:03:00	00:03:00	COMM	
		02:15:00	01:00:00	01:00:00	SPOR	MATCH	01:43:00	00:17:00	00:17:00	FICT	
		03:15:00	00:10:00	00:10:00	COMM		02:00:00	02:00:00	02:00:00	HS	
		03:25:00	00:35:00	00:35:00	SPOR	STUDIO	04:00:00	00:05:00	00:05:00	COMM	
		04:00:00	00:05:00	00:05:00	COMM		04:05:00	00:45:00	00:45:00	FICT	
		04:05:00	00:50:00	00:50:00	SPOR	STUDIO	04:50:00	00:02:00	00:02:00	COMM	
		04:55:00	00:05:00	00:05:00	COMM		04:52:00	00:38:00	00:38:00	FICT	
		05:00:00	00:25:00	00:25:00	NEW		05:30:00	00:05:00	00:05:00	COMM	
		05:25:00	00:05:00	00:05:00	COMM		05:35:00	00:20:00	00:25:00	FICT	
		05:30:00	00:30:00	00:30:00	NEW		05:55:00	00:05:00	00:05:00	COMM	

Schedule Segments

