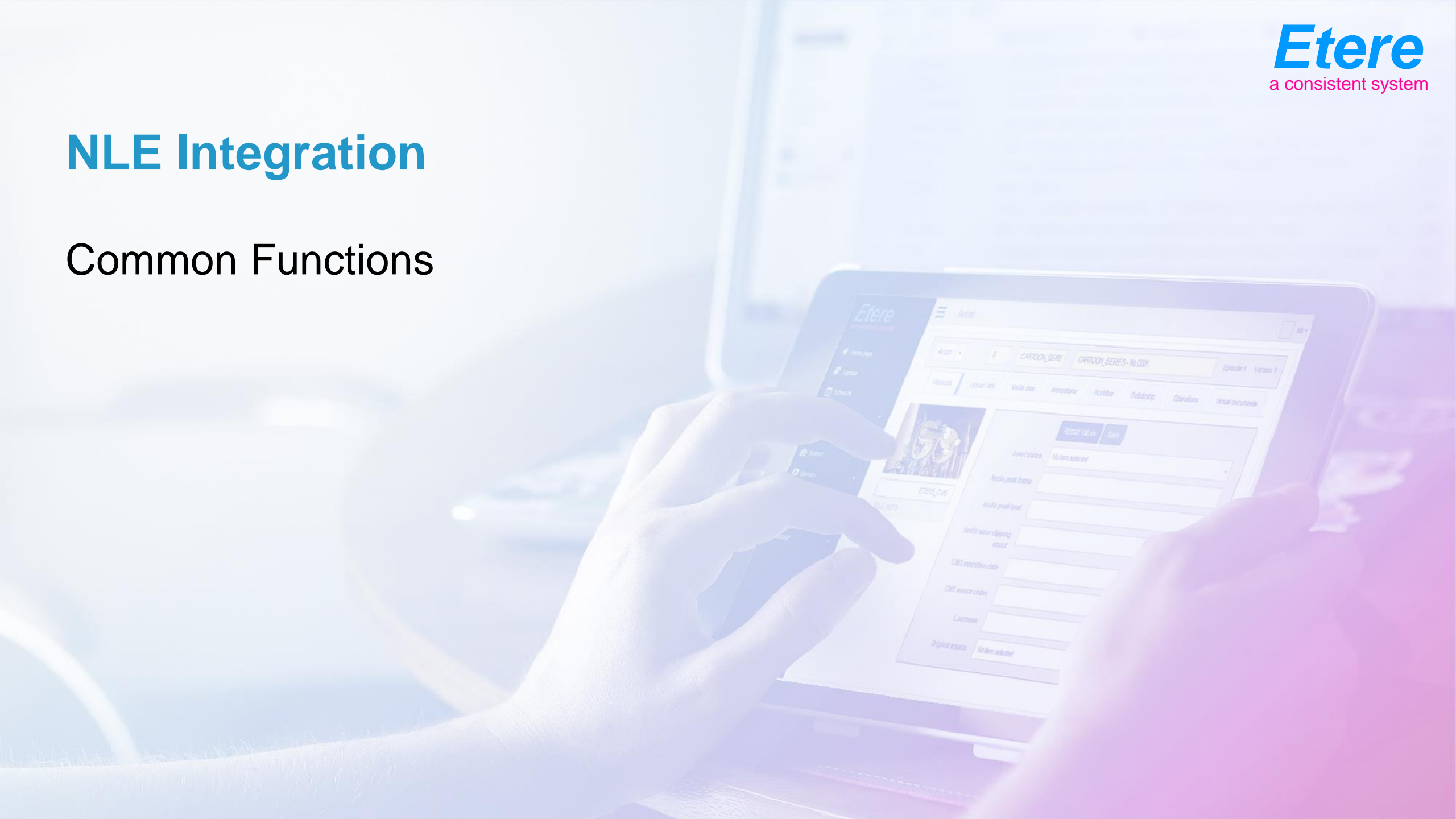


NLE Integration

Common Functions



Highlights

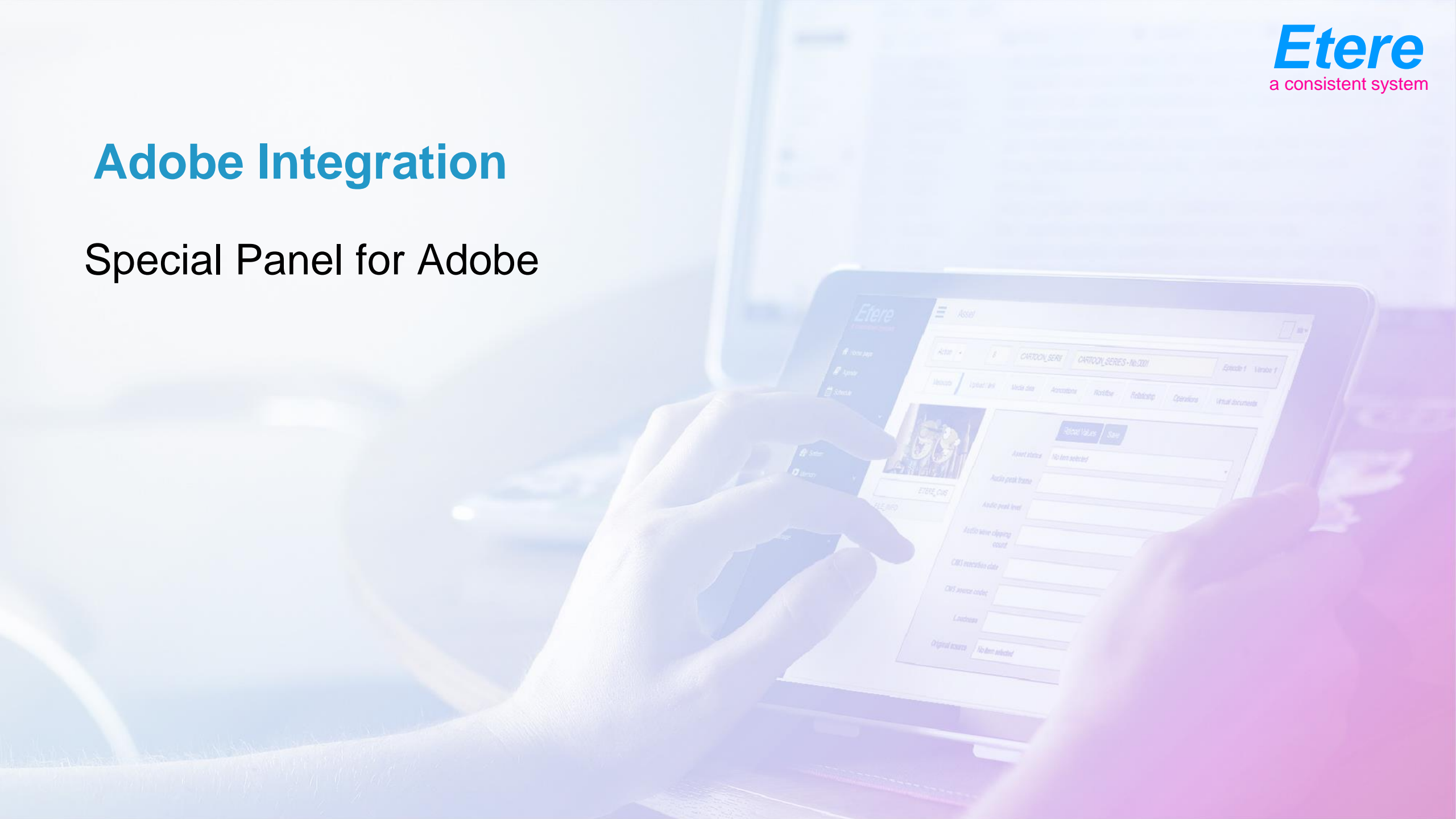
- Select and preview online segments without the need to import them into projects
- Retain the original file name of uploaded files with a configurable T-Workflow action
- Edit and upload conformed sequences from Adobe Premiere Pro into the Etere MAM
- Drag and drop into NLE timeline
- Editors working in Adobe Premiere Pro can import media made by other users in the Etere panel for Adobe Premiere Pro, as well as previously saved Adobe Premiere Pro projects and sequences

Highlights

- Access the integrated Etere T-workflow for a centralised database that manages bidirectional media management, while ensuring consistency throughout the editing and export process
- Manage, edit and deliver newsroom materials related to rundown stories directly from Adobe
- Access personalised content delivery workflows based on the authenticated login profile
- Insert configurable metadata information for rundown stories
- Instantly connect to data in the centralised database without requiring large file transfers

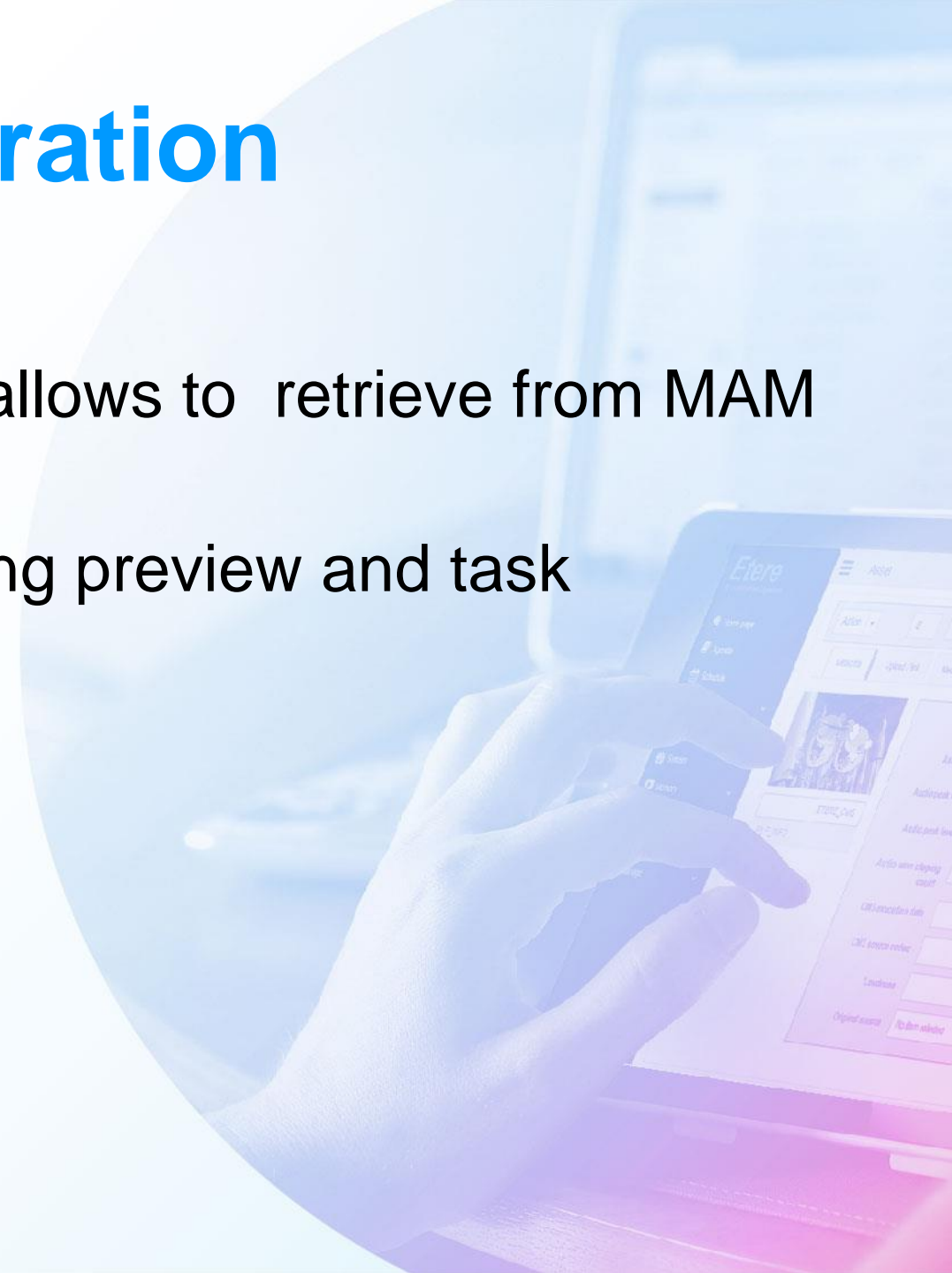
Adobe Integration

Special Panel for Adobe



Adobe Integration

- The adobe integration is via a Panel
- The panel is loaded into adobe and allows to retrieve from MAM and send to Mam
- Several options are available including preview and task management



Etere Ecosystem

With Etere Ecosystem framework, the plugin for Adobe Premiere Pro provides tight integration with Etere modules to leverage the benefits of a unified system including

- **Etere MAM** to search and preview MAM assets, link assets without switching screens, search by asset code, integrate task list
- **Etere HSM** for partial file restore
- **Etere Promo Placement** to receive new promos
- **Etere Nunzio Newsroom** to retrieve rundown stories and for fast content publishing

Etere Panel

Adobe Premiere Pro 2020

File Edit Clip Sequence Markers Graphics View Window Help

Learning Assembly Editing Color Effects Audio Graphics Libraries

Etere panel Source: (no clips)

Tasks | My tasks | Code search | Full text | Send to Etere | Stories | Rundown | Settings | Log-out

Available tasks Time range

Task	Description	Start date	Due date
WS Journalist create Story	The Election	13/7/20	23/7/20
WS Journalist create Story	Testing czar Adm. Brett Giroir breaks with Trump on masks, CDC guidance as coronavirus cases surge	13/7/20	23/7/20
WS Journalist create Story	Absence of US tourists hammers Italy's Amalfi coast	13/7/20	23/7/20
WS Journalist create Story	Coronavirus: Thrifty Germany takes on debt to rescue arts	13/7/20	23/7/20
WS Journalist create Story	Politics	22/7/20	1/8/20
WS Journalist create Story	Trump meets Conte	14/8/20	24/8/20

Program: testluca

00:00:03:19 Fit 1/2 00:00:15:00

Project Media Browser

LUCATEST.prproj 1 of 5 items selected

Space.mxf 41:40:18 Space.mxf 0:00 Lake Como 15:00 Lake Como 15:00

Lake Como 15:00

Project 00:00:03:19

0:00 0:00:05:00 0:00:10:00 0:00:15:00 0:00:20:00 0:00:25:00 0:00:30:00 0:00:35:00 0:00:40:00 0:00:45:00 0:00:50:00

V3 V2 V1 A1 A2 A3 Master

Lake Como

Generating Peak File

Search

Etere panel ☰

Search | My tasks | Code search | Full text | Send to Etere | Stories | Rundown | Settings | Log-out

Code
J011002NB

Title





Search for assets without media

Only available media

Records displayed 100 ▾

Search

1 »

Status	Icon	Text	Description	
		Duration: 00:00:50.00 Type Asset ⚠	Breaking News Segment	XDCAM35 - (XDCA ▾) SEQ  Proj 

Search by Asset code

Search by title

Search for assets without media

Only available media

Search

Tasks

Adobe Premiere Pro - C:\Users\franco.ETERE\My Documents\Adobe\Premiere Pro\7.0\TestPanel\TestPanel.prproj *

File Edit Clip Sequence Marker Title Window Help

Effect Controls Audio Clip Mixer: EtereTest Metadata x

Program: EtereTest x

Clip: 1.mov

Name	1.mov
Label	
Media Type	Movie
Frame Rate	25,00 fps
Media Start	00:00:00:00
Media End	00:00:16:04
Media Duration	00:00:16:05
Video In Point	00:00:00:00
Video Out Point	00:00:16:02
Video Duration	00:00:16:05
Audio In Point	00:00:00:00000
Audio Out Point	00:00:16:09597
Audio Duration	

File: 1.mov Powered By: xmp

File Properties

- Dublin Core
- Basic
- Rights Management
- Dynamic Media
 - Project Reference
 - Video Frame Rate: 25.000000
 - Video Frame Size
 - Video Pixel Aspect Ra...
 - Video Pixel Depth
 - Video Color Space
 - Video Alpha Mode: None
 - Video Alpha Premultiple Color
 - Video Alpha Unity Tr...
 - Video Compressor
 - Video Field Order
 - Pull Down
 - Audio
 - Audio Sample Rate: 48000
 - Audio Sample Type: 24Int
- Speech Analysis

Tasks : Franco Etere My tasks Search Send to Etere Settings Log-out

Available tasks Time range ↻

1 2

Task	Description	Start date	Due date	
Review	Galapagos project	03/09/2013	04/09/2013	⚡
auto task test	Friends - n.0007	03/09/2013	10/09/2013	⚡
auto task test	Galapagos project	03/09/2013	10/09/2013	⚡
Task for editing group	2760	03/09/2013	04/09/2013	⚡
Task for quality check group	2760	03/09/2013	04/09/2013	⚡
Task for quality check group	2760	03/09/2013	04/09/2013	⚡
Task for editing group	8354.wmv	03/09/2013	04/09/2013	⚡
Task for editing group	conforming source black	03/09/2013	04/09/2013	⚡
Task for editing group	conforming source black	03/09/2013	04/09/2013	⚡
Task for editing group	8355.wmv	03/09/2013	04/09/2013	⚡

00:00:00

Task Details

The screenshot displays the Adobe Premiere Pro interface with a task details window open. The task is titled 'WsUpload : Franco Etere' and is associated with the user 'Franco Etere'. The task details include:

- Job info:**
 - Worksheet: UploadFromTask
 - Action: WsUpload
 - Assignee: zega franco
 - Asset: 000000000014 - test upload clip
 - Period: 03/10/2013 17:36:19 to 13/10/2013 17:36:19
 - Budget: (empty)
 - Notes: (empty)
- Job execution:** (empty)

The background shows the Premiere Pro interface with the following elements:

- Project Panel:** Shows a clip named '1.mov' with properties: Name: 1.mov, Label: (blue), Media Type: Movie, Frame Rate: 25,00 fps, Media Start: 00:00:00:00, Media End: 00:00:16:04, Media Duration: 00:00:16:05, Video In Point: 00:00:00:00, Video Out Point: 00:00:16:02, Video Duration: 00:00:16:05, Audio In Point: 00:00:00:00000, Audio Out Point: 00:00:16:09597, Audio Duration: (empty).
- Media Browser:** Shows a list of items in the project: '1.mov' (25,00 fps, 00:00:00:00 to 00:00:16:04) and 'EtereTest' (25,00 fps).
- Timeline:** Shows the video track (V4) with a clip starting at 00:00:00:00.

Link file to assets

Etere panel

Search stories | My tasks | Code search | Full text | Send to Etere | Stories | Rundown | Settings | Log-out

Description

From data 14/1/20 to data 21/8/20

Id	Code	Description	Creation date	Link asset
8896	8896	HEADLINES NEWS	26/5/20 17:17:18	HEADLINE NEWS
8896	8896	HEADLINES NEWS	26/5/20 17:17:18	VIDEOCLIP
8897	8897	CORONAVIRUS UK	26/5/20 17:18:39	
8898	8898	TRUMP AND CORONAVIRUS	26/5/20 17:18:58	T Link file for asset id 8901 ALT
8908	8908	HEADLINE NEWS	26/5/20 19:35:08	HEADLINE NEWS 1
8908	8908	HEADLINE NEWS	26/5/20 19:35:08	HEADLINE NEWS 2
8908	8908	HEADLINE NEWS	26/5/20 19:35:08	HEADLINE NEWS 3
8911	8911	NATIONAL NEWS	26/5/20 20:04:13	HEADLINE NEWS 1
8912	8912	INTERNATIONAL NEWS 1	26/5/20 20:06:04	HEADLINE NEWS 2
8913	8913	SPORTS	26/5/20 20:07:41	HEADLINE NEWS 3
8923	8918	Today news	27/5/20 17:39:46	
9060	9060	HEADLINES NEWS	24/6/20 13:00:28	HEADLINE NEWS 1
9060	9060	HEADLINES NEWS	24/6/20 13:00:28	VIDEOCLIP
9061	9061	CORONAVIRUS UK	24/6/20 13:00:30	

Link asset

Creation Date

Description

ID

Code

Preview

The screenshot displays the Adobe Premiere Pro interface. The main preview window shows a video clip of a man with a "THE HILLS" title overlay. The timeline at the bottom indicates a current time of 00:00:02:14 and a total duration of 00:00:34:10. On the right side, the "Tasks" panel is open, listing various tasks for the project "Etere".

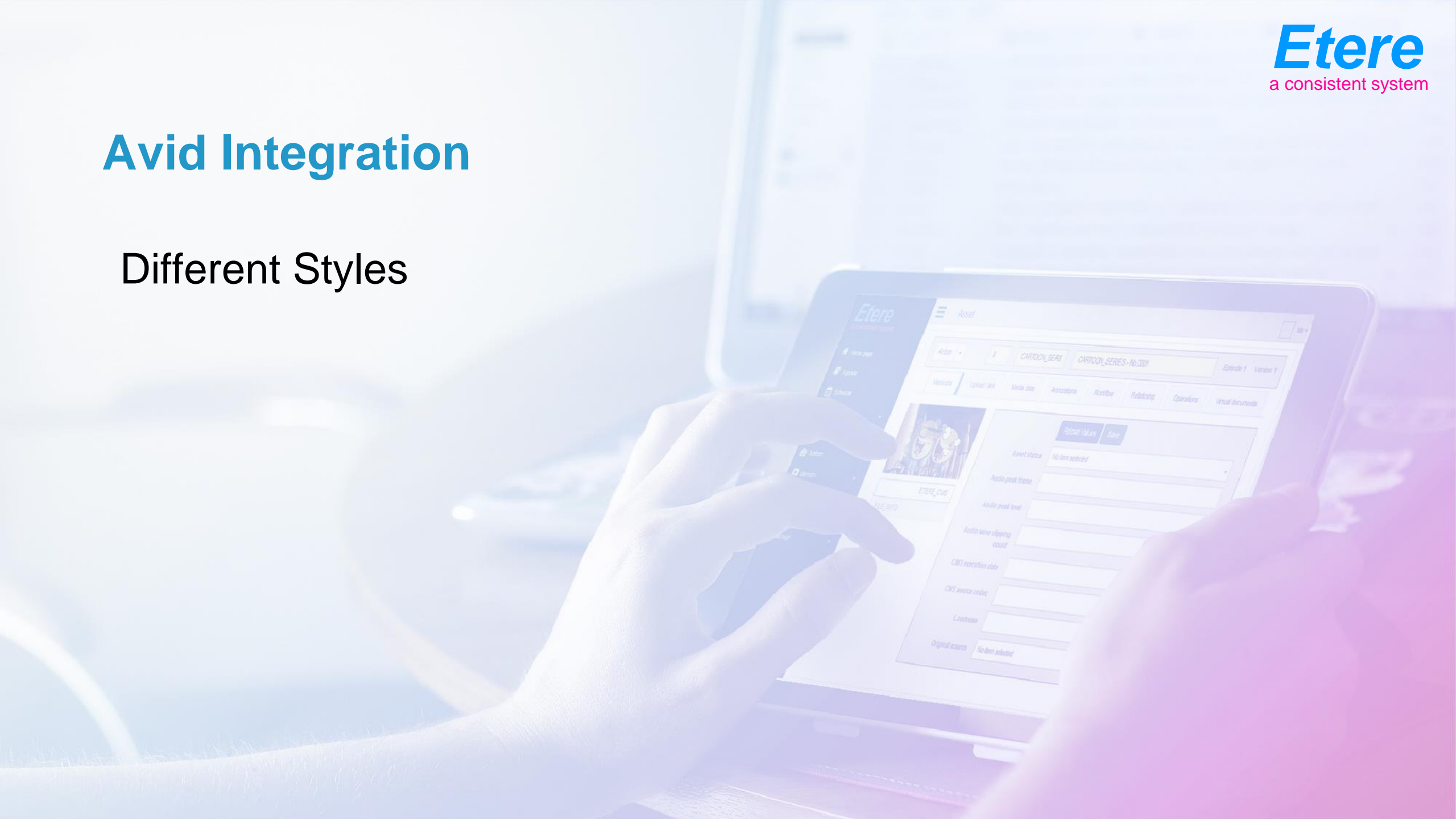
Tasks Panel Data:

Task	Description
Task	Desc
Review	Galap
auto task test	Frien
auto task test	Galap
Task for editing group	2760
Task for quality check group	2760
Task for quality check group	2760
Task for editing group	8354
Task for editing group	confo
Task for editing group	confo
Task for editing group	8355

The "Review" task is highlighted with a red circle, and the "Task for editing group" task below it is highlighted with a green circle. The interface also shows a "Program: EtereSequence" window at the bottom right.

Avid Integration

Different Styles



Options

- From Adobe NLE interface you can
 - Download from MAM
 - Upload to MAM
- You can use the Interplay interface and transfer manager to:
 - Export a file
 - Import a file
- You can use the Interplay interface to
 - Archive/restore while metadata stay in Interplay

